



LEGEND

- PROPOSED TREE:
- HEDGE PLANTING:
- NATIVE AND ORNAMENTAL SHRUB PLANTING:
- WETLAND MEADOW GRASS MIX: EMORSGATE EG8
- WOODLAND GRASS SHADE MIX: EMORSGATE EG8
- EXISTING TREE TO REMAIN:
- NATIVE BULB PLANTING:
- NO DIG HOGGIN PATH:
- Crazy Hen (Inground) Colour: Red Product Code: M10170 -12P Supplier: Kompan or similar approved
- Ladybird (Inground 60cm) Product Code: M16801 - 12P Supplier: Kompan or similar approved
- Kompan portal swing 2m high C/W 2 flat seats (Inground 90cm) Product Code: KSW 920002 0910 Supplier: Kompan or similar approved

SOFT LANDSCAPE PALETTE:

Ornamental Planting:
Planting generally to be 5L-10L specimens planted at average density of 4 plants per sq.m. 15L-25L specimen shrubs planted in groups of 1-3.

Residential Landscaping (typical examples of shrubs to be used - exact species to be confirmed in detail design stage with Local Authority):

- Abelia grandiflora
- Amelanchier lamarckii
- Aucuba japonica 'Variegata'
- Berberis species
- Brachyglottis 'Sunshine'
- Caryopteris 'Heavenly Blue'
- Ceanothus thrysoflorus 'Repens'
- Cistus species
- Choisya species
- Cornus species
- Euonymus fortunei 'Emerald 'n Gold'
- Elaeagnus x ebbingei
- Hebe species
- Hypericum species
- Kerira japonica
- Lavandula 'Hidcote' & 'Munstead'
- Lonicera species
- Mahonia species
- Osmanthus species
- Phormium species
- Pittosporum species
- Potentilla 'Abbotswood'
- Rosmarinus species
- Sarcococca confusa
- Spiraea japonica species
- Viburnum species
- Weigela florida 'Variegata'

Typical Hedging (selected from the following):
Planting generally to be 5-15L shrubs or rootballed stock planted in single or double staggered rows at 350-500mm c/c. Exact species to be confirmed in detail design stage with Local Authority.

| Species | Size |
|-----------------------------|-----------|
| Elaeagnus x ebbingei | 10L |
| Escallonia species | 10L |
| Euonymus 'Green Rocket' | 3-10L |
| Ligustrum species | 5-10L |
| Native Hedge | BR / 3-5L |
| Osmanthus x burkwoodii | 10L |
| Photinia 'Red Robin' | 10L |
| Photinia 'Little Red Robin' | 10L |
| Prunus lusitanica | 3-10L |


Typical Proposed Trees:
Trees selected from the following species : (Girth range from 14-16cm to 25-30cm)

| Species | Girth | Clear Stem |
|--|----------|------------|
| Acer campestre 'Eisrijk' (Field Maple) | as above | >2.00m |
| Betula pendula | as above | >2.00m |
| Corylus colurna | as above | >2.00m |
| Prunus 'Sunset Boulevard' | as above | >2.00m |
| Amelanchier arborea 'Robin Hill' | as above | >2.00m |
| Carpinus betulus 'Frans Fontaine' | as above | >2.00m |
| Prunus x schmidtii | as above | >2.00m |
| Pyrus calleryana 'Chanticleer' | as above | >2.00m |
| Sorbus auc. species | as above | >2.00m |

Issues

106a
106b
106
102
92 22m


Typical Tree Planting:



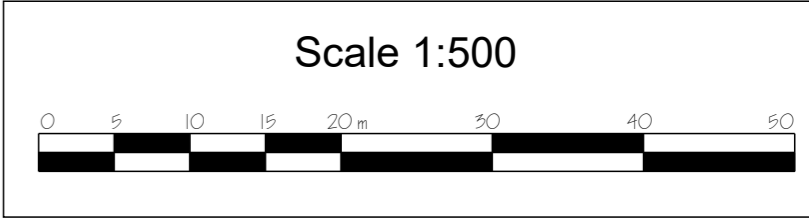
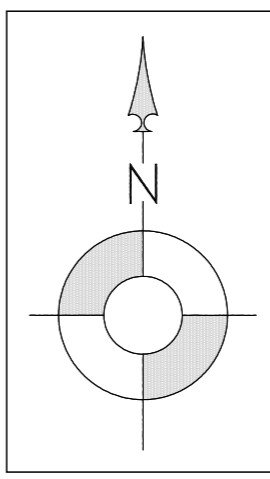
Typical Hedge Planting:



Typical Shrub Planting:



Native Hedge:



| Rev | Date | By | Description | CHK'd |
|-----|----------|-----|--|-------|
| PL9 | 13.08.21 | TH | Tree added to front of plot 6 | |
| PL8 | 12.08.21 | TH | Updated to current Site Layout | |
| PL7 | 25.06.21 | TH | Updated to current Site Layout | |
| PL6 | 21.05.21 | MJR | Issued to Ben Hunt. Eastern buffer strip included. | |
| PL5 | 12.11.19 | MJR | Updated to current Site Layout. Drawing number amended to C00185_CSP_EL_XX_DR_L_001. | |
| PL4 | 13.12.18 | MJR | Updated to current Site Layout. | |
| PL3 | 24.10.18 | MJR | Updated to current Site Layout. | |
| PL2 | 25.09.18 | MJR | Planning issue. Updated to current Site Layout. | |
| P1 | 11.09.18 | MJR | Preliminary issue. | |

| | | |
|---------------------------------------|------------------|------------------------------------|
| | date: Sept 2018 | project: Cuffley Hill Goffs Oak |
| | scale: @A1 1:500 | |
| | drawn by: MJR | drawing: Landscape Strategy Layout |
| | checked: MJR | |
| | PL Planning | PL |
| | T Tender | |
| | C Construction | |
| | P Preliminary | |
| drawing no: C00185_CSP_EL_XX_DR_L_001 | | sheet no: PL9 |

© This drawing is copyright of Countryside and must not be copied or reproduced in whole or in part, nor used in conjunction with any project without Countryside's written consent. DO NOT SCALE THIS DRAWING

g:\landscape\2. new homes & communities - central\cuffley hill, goffs oak\cad drawings\planning\C00185_csp_el_xx_dr_l_001 - x002 [p0] landscape strategy layout.dwg