

# STATEMENT OF ACCOUNTS 2020/21

Borough of Broxbourne



**BOROUGH OF  
BROXBOURNE**  
[www.broxbourne.gov.uk](http://www.broxbourne.gov.uk)



# Contents

	<b>Page</b>
Narrative Report to the Statement of Accounts	4
Explanation of the Financial Statements	10
Statement of Responsibilities for the Statement of Accounts	11
Certificate of Chief Finance Officer	11
Approval of the Statement of Accounts	11
Movement in Reserves Statement	12
Comprehensive Income and Expenditure Statement	13
Balance Sheet	14
Cash Flow Statement	15
Notes to the Core Financial Statements	16
Collection Fund Statement and Notes	68
Group Accounts	71
Group Movement in Reserves Statement	72
Group Comprehensive Income and Expenditure Statement	73
Group Balance Sheet	74
Group Cash Flow Statement	75
Notes to the Group Accounts	76
Report of the Auditors	80
Glossary of Financial Terms	84

# Narrative Report to the Statement of Accounts

## Introduction to the Borough

The Borough of Broxbourne is in southeast Hertfordshire, with London to the south and Essex to the east. It has an area of approximately 52 square kilometres with a population of around 100,000. The largest towns are Hoddesdon, Cheshunt, and Waltham Cross.



Local employment is mixed, with professional and scientific services, retail, wholesale and construction predominating. There are particular specialisations in manufacture of electrical equipment, civil engineering and scientific research and development. However, the Borough has a relatively high proportion of very small businesses employing only one or two people, and few major employers.

The Borough has excellent transport links, located just off Junction 25 of the M25 with the A10 running north-south through the Borough. There are more than 3,300 hectares of green belt land and 290 hectares of Council maintained green open space. The Lee Valley Regional Park borders the Borough to the east.

## Political and Management Structure

The Borough of Broxbourne is made up of 10 wards supported by 30 Councillors (three councillors to each ward). The political make-up of the Council is:

Conservative Party	27 Councillors
Labour Party	2 Councillors
Unaligned	1 Councillor

The Council has adopted the Leader and Cabinet model as its political structure. Throughout the year the Leader of the Council had responsibility for the appointment of the members of the Cabinet and the allocation of areas of responsibility for each Cabinet Member, except for the position of Deputy Leader, who is elected from within the ruling group.

The Corporate Management Team (CMT), led by the Chief Executive, is responsible for implementing the decisions taken by the Council and Cabinet. The other members of CMT during 2020/21 were the Director of Environmental Services, the Director of Finance who serves as the Council's s151 officer and the Head of Legal Services who is the Council's Monitoring Officer.

A workforce of about 400 employees deliver Council services from various locations in the Borough. These include the Borough Offices in Cheshunt, two leisure centres, the Spotlight multi-purpose arts and events centre in Hoddesdon, and the 18 hole golf course, driving range and conference centre at Cheshunt Park.

## Corporate Objectives

During the 2020/21 financial year, the Council adopted a new Corporate Plan for the period 2020-2024.

The corporate priorities for the next three years are:

- A thriving economy offering business growth and jobs
- Sustainable living in an attractive environment
- An effective Council, efficient and responsive to the needs of residents.

These priorities will be delivered through a set of objectives which are outlined in the Corporate Plan.

# Narrative Report to the Statement of Accounts

## Local Plan and Future Developments

Broxbourne's Local Plan was adopted in June 2020 and sets the framework for development in the Borough until 2033.

A significant amount of investment will be made into the area over the life of the Plan period. By the end of the Plan period 8,000 new homes will have been delivered, 6,000 permanent jobs will have been created with many more created through construction to deliver the Plan.

The local economy will be strengthened by creating a range of job opportunities in business parks and town centres, with a focus on high-value jobs in landscaped new business campuses around the A10. Planning permission has been granted for a large-scale data centre in Cheshunt, which will sit alongside a proposed business and technology centre for small and medium sized enterprises to be operated by the Council.

The Brookfield project comprises two elements; Riverside and Garden Village. The Brookfield Riverside development will combine the Brookfield Centre and Brookfield Retail Park into a new and expanded town centre with shops, cafes, restaurants, leisure attractions and homes at Brookfield Garden Village. These homes will sit alongside the new town centre and will form a brand new community within a woodland environment.

New suburban communities will also be created with the development of High Leigh Garden Village, Rosedale Park and Cheshunt Lakeside.

There are ambitious plans for the town centres. The Cheshunt Old Pond Strategy, will improve the look and feel of the town and make traffic flow more efficiently around the area.

The Waltham Cross Regeneration project has been ongoing since 2015. The Council has made strategic property investments in the High Street and is championing a £40million investment plan with public and private funding to help ensure the town continues to thrive for generations to come.

Hoddesdon is a traditional market town that has seen considerable investment and improvement by the Council in recent years. It has the only business improvement District (BID) in the Borough which works in close partnership with the Council.

Transport improvements across the Borough will help to manage traffic and reduce congestion on the A10 and other local roads, assisting with the improvement of air quality. The Council supports plans to widen the West Anglia railway mainline and is confident that improved bus services, more electric vehicle charging points, cycling and walking routes will make significant contributions to healthier lifestyles.

## Sustainability

In March 2021, the Council adopted a Sustainability Strategy and Action Plan for the period 2021-2025.

This strategy sets out what the Council will do to achieve a sustainable Borough over the next four years, working with residents, other local authorities and local businesses to protect and enhance biodiversity, keep the environment clean and reduce the local carbon footprint.

There are three priorities set out in the strategy, each with a set of objectives and tasks:

- A sustainable Council
- A greener Broxbourne
- Supporting action by businesses and residents

# Narrative Report to the Statement of Accounts

A dedicated Sustainability Officer has been appointed to ensure that the objectives are delivered and the Environmental Sustainability Panel will monitor progress in implementing the tasks in the action plan.

## Badger BC Investments Ltd

Badger BC Investments Ltd is a wholly owned subsidiary company of the Council which now owns and operates 35 residential properties, 18 of them developed on land purchased from the Council. With three commercial properties as well the total portfolio is valued at about £13m.

## Broxbourne Environmental Trading Services (BEST) Ltd

Broxbourne Environmental Trading Services (BEST) Ltd is the Council's second wholly owned subsidiary. It started trading on 1 April 2019 and delivers the Council's front-line services of waste and recycling collections, cemetery services, management of parks and open spaces including grounds maintenance, markets, street cleaning and enforcement.

## Capital Programme

The Council had a budget of approximately £49m allocated to capital projects in 2020/21, including £42m for projects carried forward from the previous year. The capital programme was funded from various sources, including capital receipts, Section 106 monies received from planning agreements, earmarked reserves and borrowing.

£33m was allocated to property acquisitions to generate additional income for the Council or to facilitate major development projects. A shopping centre in Waltham Cross town centre, was acquired for £13.4m.

The capital programme also funded:

- Solar-powered, cashless, pay and display machines which were installed in all the Council's car parks
- Electric charging points at the Borough Offices
- Installation of CCTV in Hoddesdon town centre
- Various improvements to the Borough's parks and open spaces
- Upgrade to The Old Highway Recreation Ground play area

## Transforming service quality through digital technology

The Council's ambitious transformation programme, which began work in 2019/20, continued during 2020/21.

The focus of the transformation team changed in the early part of the year, as new ways of delivering services remotely were quickly designed and implemented. This meant that customers were able to continue accessing the services they needed, despite the lockdown measures meaning that the Council offices at Bishops' College were closed.

During the year the transformation programme has delivered:

- 62 new customer experience journeys
- 12 Covid-19 specific journeys
- 19 customer journey enhancements
- The roll out of MyAccount functionality to allow customers to view and track all their queries in one place
- Integrations with the Whitespace system used by the BEST waste management team to allow, among other things, real time responses to be sent to missed bin, and other waste related, enquiries.

# Narrative Report to the Statement of Accounts

The transformation work is ongoing, and an in-house digital transformation team is being created to reduce the reliance on external partners and ensure that the Council's digital services continue to evolve and meet customer's needs.

## COVID-19

The 2020/21 financial year has been dominated by Covid-19. However, the Council responded well to the unique challenges which were presented, with services across the Council continuing to be successfully delivered.

For example, refuse and recycling collection continued with no disruption to services and the Council's homelessness and hostels teams responded to the Government's call to get rough sleepers off the streets and continued to find homes for people who presented as homeless.

In addition, the Council administered the Chancellor's various grant schemes providing support for local businesses. By 31 March 2021, the Council had processed over 5,000 grant payments worth £24.6 million.

The financial impact of Covid-19 on the Council was most keenly felt at the leisure sites which were forced to close for the majority of the year and when they were permitted to open, had to do so at reduced capacities to meet social distancing requirements. This had led to the sites making a combined loss for the year of £2.2 million. However, this has been fully offset by the support received from central government, namely the Covid-19 support grant and the income compensation scheme.

The Council's general fund balance has not been impacted by the pandemic and has remained at £6.2 million. This is again as a result of the financial support provided by the Government which offset the losses of income and increased provisions for doubtful debts which have been included in the final outturn position.

## Going Concern

The accounts are prepared on a going concern basis; that is, on the assumption that the functions of the Council will continue in operational existence for the foreseeable future from the date that the accounts are authorised for issue, note 41 contains a more detailed analysis.

# Narrative Report to the Statement of Accounts

## Financial Performance for 2020/21

The 2020/21 statement of accounts has been prepared in accordance with the requirements of the CIPFA Local Authority Code of Practice (The Code).

As highlighted above, despite the challenges of the last year, the financial position of the Council continues to be robust. The budget was set 25 February 2020 at £8.9m and in overall terms, thanks to the Covid related support received from central government, the Council achieved a surplus during the year of £170k. This surplus has been transferred to the Broxbourne Sport and Leisure and Culture reserve, increasing the balance to £913k. This will provide a financial safety net for the leisure sites as they continue their recovery.

	2020/21 Revised Budget	Actual as at 31 March 2021	(Under)/Over Spend
	£	£	£
Cost of Services (General Fund)	8,944,694	9,670,086	725,392
Additional income from acquisition of new investment property	0	(228,032)	(228,032)
<b>General Fund Position after additional rental income</b>	<b>8,944,694</b>	<b>9,442,054</b>	<b>497,360</b>
The Leisure Centres (Trading Position)			1,689,126
Cheshunt Park Golf Centre (Trading Position)			143,288
The Spotlight (Trading Position)			328,806
<b>Combined Overall Position</b>			<b>2,658,580</b>
Covid-19 Grant Received			(1,510,120)
Income Compensation Grant			(1,318,650)
<b>Net Position after Grant Receipt and Income Compensation</b>			<b>(170,190)</b>
Transfer to Broxbourne Sport and Broxbourne Leisure and Culture Reserve			170,190
<b>Final Outturn Position</b>			<b>0</b>



# Narrative Report to the Statement of Accounts

## Corporate Risks

### Risk description

The impact of the COVID-19 pandemic restricts Council achieving its objectives and impacts on service provision.

Local economic development, including strengthening the quality of the local commercial base, training for employment and viable town centres is not sustained.

General Data Protection Regulations (GDPR): The Council needs to ensure it is compliant with these regulations.

Health and Safety: Failure to comply with legislation compromises the health and safety of staff, contractors and visitors, leading to injury to individuals, reputational damage and possible criminal prosecution.

### Mitigation

The Council's continuity arrangements are robust. Cybersecurity measures are in place to support remote working and accessing the Council's systems. The government has committed to providing financial support to councils, much of which has already been received. Health and safety measures have been reviewed in line with COVID-secure advice to ensure that the Council remains compliant.

The Ambition Broxbourne strategy outlines the initiatives the Council is pursuing to ensure that the Borough benefits from inward investment.

The Council has designated Data Protection Officer and Senior Information Risk Officer roles. A suite of data protection policies and procedures have been adopted. An Information Asset Register and Register of Processing Activities have been established. Training has been provided. A system of data breach and subject access request monitoring has been introduced.

A formal framework is in place including the Corporate Health and Safety Group, policies and procedures, a training and awareness programme, a designated Health and Safety Officer and accident reporting system. A quarterly report is presented to the Corporate Management Team which provides an update of accident trends and progress made with health and safety initiatives.



**Sandra Beck FCCA**

Director of Finance

## Explanation of the Financial Statements

The Accounts and Audit Regulations 2015 require the Council to produce a Statement of Accounts for each financial year. The accounts for the year ending 31 March 2021 are set out on pages 12 to 79 of this document and consist of a number of statements. Much of the information in the document is of a technical nature and has been completed to be compliant with the 2020/21 CIPFA Local Authority Accounting Code of Practice (The Code) and Service Reporting Code of Practice (SeRCOP). The statement of accounting policies explains the policies adopted by the Council to complete these accounts.

### Statements to the Accounts

The Statement of Responsibilities for the Statement of Accounts identifies the officer who is responsible for the proper administration of the Council's financial affairs. The Certificate of the Chief Finance Officer is the Director of Finance's statement that confirms the validity of the information presented in the accounts.

### Core Financial Statements

The **Movement in Reserves Statement** shows the movement in the reserves held by the Council analysed into 'usable reserves' (i.e. those that can be used to fund expenditure) and other 'unusable' reserves. Total reserves at 31 March 2021 were £165.5 million compared with £176.9 million at 31 March 2020. The Movement in Reserves Statement reconciles the £4 million deficit on the Comprehensive Income and Expenditure Statement to the movement in the General Fund balance and its accompanying note (note five) provides a breakdown of the adjustments between the accounting basis and funding basis under regulations. These include reversals of depreciation and the adjustments made to comply with International Accounting Standard 19 (employee benefits), entries relating to the financing of capital expenditure from revenue and vice versa, gains on the revaluations of non current assets and actuarial gains and losses on the pension fund.

The **Comprehensive Income and Expenditure Statement** is the primary statement illustrating performance. It summarises the income receivable and expenditure incurred in operating the Council for the year. The statement shows a deficit for 2020/21 of £4 million which represents the amount by which expenditure exceeds income. The statement is prepared in accordance generally accepted accounting practices, rather than the amount to be funded from taxation. Income and expenditure is analysed in note three based on the reporting structures that the Council uses for decision making.

The **Balance Sheet** summarises the Council's assets, liabilities and reserves. At 31 March 2021, the Council's net worth was £165 million. Other notes provide analysis of various categories of income and expenditure and the additional information that the Council is required to disclose, such as details of capital expenditure and sources of finance, officers' remuneration and information on pensions.

The **Cash Flow Statement** summarises, in cash terms, the Council's transactions with its taxpayers, its customers, its suppliers, the Government and other parties. There are no significant provisions or contingencies included in the Statement of Accounts as at 31 March and there were no material write offs during the year.

The **notes to the accounts** provide support to the core statements to aid understanding.

Note one, the **Expenditure and Funding Analysis**, shows how the Council's annual expenditure is allocated for decision making purposes between the Council's departments and how this expenditure is split between that which is funded from General Fund resources (eg: council tax, business rates, rents and fees and charges) and that which is as a result of accounting practices. The analysis ties back the £4 million decrease in reserves shown in the Movement in Reserves Statement and the £4 million deficit on the provision of services shown in the Comprehensive Income and Expenditure Statement.

### Supplementary Statements

As well as collecting its own tax, the Council collects Business Rates on behalf of the Government and Hertfordshire County Council and council tax on behalf of Hertfordshire County Council and the Police and Crime Commissioner (as precepts on the council tax). All of this activity is summarised in the Collection Fund Account which is detailed on page 68.

The **report of the auditors** provides an opinion as to whether the accounts present a true and fair view of the Council's financial position.

The Statement of Accounts concludes with a glossary of financial terms, designed to assist the reader in understanding the information presented.

*Please note that figures are rounded to the nearest thousand (where applicable) throughout the document and may not sum due to rounding.*

## Statement of Responsibilities for the Statement of Accounts

### The Council's Responsibilities

The Council is required to:

- make arrangements for the proper administration of its financial affairs and to ensure that one of its officers has the responsibility for the administration of those affairs. In this Council, that officer is the Director of Finance;
- manage its affairs to secure economic, efficient and effective use of resources and safeguard its assets;
- approve the statement of accounts.

### The Chief Finance Officer's Responsibilities

The Chief Finance Officer is responsible for the preparation of the Council's Statement of Accounts in accordance with proper practices as set out in CIPFA/LASAAC Code of Practice on Local Authority Accounting in United Kingdom (the Code of Practice).

In preparing this Statement of Accounts, the Chief Finance Officer has:

- selected suitable accounting policies and applied them consistently;
- made judgements and estimates that were reasonable and prudent;
- complied with the Code of Practice.

The Chief Finance Officer has also:

- kept proper accounting records which were up to date;
- taken reasonable steps for the prevention and detection of fraud and other irregularities.

### Certificate of Chief Finance Officer

I certify that this Statement of Accounts presents a true and fair view of the financial position of Broxbourne Borough Council as at 31 March 2021 and its income and expenditure for the year then ended.




**Sandra Beck FCCA**

Director of Finance

### Approval of the Statement of Accounts

I confirm that the Statement of Accounts was approved by the Audit and Standards Committee at its meeting held on 28 July 2022.



**Councillor D Taylor**

Chairman

## Movement in Reserves Statement

This statement shows the movement in the year on the different reserves held by the Council, analysed into 'usable reserves' (those that can be used to fund expenditure) and

	Total Revenue Reserves	Capital Grants Unapplied	Capital Receipts Reserve	Total Usable Reserves	Unusable Reserves	Total Reserves
Note	£000	£000	£000	£000	£000	£000
<b>Balance at 31 March 2019</b>	(21,236)	(771)	(18,829)	(40,836)	(113,284)	(154,120)
<b>Movement in Reserves during 2019/20</b>						
Surplus on provision of services	(6,527)	-	-	(6,527)	-	(6,527)
Other comprehensive income	-	-	-	-	(16,264)	(16,264)
<b>Total Comprehensive Income and Expenditure</b>	<b>(6,527)</b>	<b>-</b>	<b>-</b>	<b>(6,527)</b>	<b>(16,264)</b>	<b>(22,791)</b>
Adjustments between accounting basis and funding basis under regulations	778	54	4,450	5,282	(5,282)	-
<b>(Increase)/decrease in year</b>	<b>(5,749)</b>	<b>54</b>	<b>4,450</b>	<b>(1,245)</b>	<b>(21,546)</b>	<b>(22,791)</b>
<b>Balance at 31 March 2020 carried forward</b>	<b>(26,985)</b>	<b>(717)</b>	<b>(14,379)</b>	<b>(42,081)</b>	<b>(134,831)</b>	<b>(176,911)</b>
<b>Movement in Reserves during 2020/21</b>						
Deficit on provision of services	4,025	-	-	4,025	-	4,025
Other comprehensive income	-	-	-	-	7,409	7,409
<b>Total Comprehensive Income and Expenditure</b>	<b>4,025</b>	<b>-</b>	<b>-</b>	<b>4,025</b>	<b>7,409</b>	<b>11,434</b>
Adjustments between accounting basis and funding basis under regulations	(12,109)	(40)	2,333	(8,957)	9,816	-
<b>(Increase)/decrease in year</b>	<b>(8,084)</b>	<b>(40)</b>	<b>2,333</b>	<b>(5,791)</b>	<b>17,225</b>	<b>11,434</b>
<b>Balance at 31 March 2021 carried forward</b>	<b>(35,069)</b>	<b>(757)</b>	<b>(12,046)</b>	<b>(47,872)</b>	<b>(117,604)</b>	<b>(165,477)</b>

## Comprehensive Income and Expenditure Statement

This statement shows the accounting cost in the year of providing services, in accordance with generally accepted accounting practices, rather than the amount to be funded from taxation. Local authorities raise taxation to cover expenditure in accordance with regulations; this may be different from the accounting cost. The taxation position is shown in the Movement in Reserves Statement.

	2020/21			2019/20		
	Gross Expenditure	Gross Income	Net Expenditure	Gross Expenditure	Gross Income	Net Expenditure Restated
Note	£000	£000	£000	£000	£000	£000
Chief Executive	6,781	(1,229)	5,552	6,925	(1,415)	5,510
Environmental Services	10,963	(4,310)	6,653	11,217	(4,802)	6,415
Finance	39,714	(37,418)	2,296	40,345	(38,563)	1,782
Legal Services	167	(147)	20	291	(252)	39
Broxbourne Sport and Broxbourne Leisure and Culture	3,530	(980)	2,550	6,051	(5,730)	321
<b>Cost of Services</b>	<b>61,155</b>	<b>(44,084)</b>	<b>17,071</b>	<b>64,829</b>	<b>(50,762)</b>	<b>14,067</b>
Other Operating Income and Expenditure	665	(16)	649	23	(29)	(6)
Financing and Investment Income and Expenditure	6,081	(10,080)	(3,999)	3,439	(11,318)	(7,879)
Taxation and Non Specific Grant Income	-	(9,696)	(9,696)	-	(12,709)	(12,709)
<b>Deficit/(Surplus) on Provision of Services</b>	<b>3</b>	<b>4,025</b>	<b>(6,527)</b>			
Surplus on revaluation of non current assets		(1,303)	(1,303)			(4,152)
Actuarial losses/(gains) on pension assets/liabilities	<b>32(a)</b>	8,712	8,712			(12,112)
<b>Other Comprehensive Income and Expenditure</b>		7,409	7,409			(16,264)
<b>Total Comprehensive Income and Expenditure</b>		<b>11,434</b>	<b>(22,791)</b>			

## Balance Sheet

The Balance Sheet shows the value as at the Balance Sheet date (31 March 2021) of the assets and liabilities recognised by the Council. The net assets (assets less liabilities) are matched by the reserves held by the Council.

		31 March 2021	31 March 2020
	Note	£000	Restated £000
Property, Plant and Equipment	10	68,156	75,828
Heritage Assets	11	550	550
Investment Property	12	111,321	100,149
Intangible Assets	13	4,348	3,192
Long Term Debtors	14(a),16	13,624	12,409
<b>Non Current Assets</b>		<b>197,999</b>	<b>192,128</b>
Short Term Investments	14(a)	22,002	29,574
Assets Held for Sale	18	7,147	535
Inventories	15	41	57
Short Term Debtors	16	34,532	22,862
Cash and Cash Equivalents	14(a),17	25,061	15,779
<b>Current Assets</b>		<b>88,783</b>	<b>68,807</b>
Short Term Creditors	19	41,214	27,730
Short Term Borrowing	14(a)	57,804	44,356
<b>Current Liabilities</b>		<b>99,018</b>	<b>72,086</b>
Long Term Creditors and Provisions	20	22,287	11,938
<b>Non Current Liabilities</b>		<b>22,287</b>	<b>11,938</b>
<b>Net Assets</b>		<b>165,477</b>	<b>176,911</b>
Unusable Reserves	21	117,604	134,830
Usable Reserves	page 12	47,873	42,081
<b>Total Reserves</b>		<b>165,477</b>	<b>176,911</b>

These financial statements have been authorised for issue on 28 July 2022 by the Director of Finance (Chief Finance Officer)



**Sandra Beck FCCA**  
Director of Finance

## Cash Flow Statement

This consolidated statement summarises the Council's inflows and outflows of cash and cash equivalents arising from transactions with third parties for revenue and capital purposes.

Transfers between internal funds and accruals of expenditure and income are therefore excluded.

		2020/21	2019/20
	Note	£000	£000
<b>Net Deficit/(Surplus) on the Provision of Services</b>		<b>4,025</b>	<b>(6,527)</b>
Adjustments to net surplus on the provision of services for non cash movements	22	(22,097)	(2,514)
Adjustments for items included in the net surplus on the provision of services that are investing and financing activities	22	1,735	3,070
Net cash inflows from operating activities		(16,337)	(5,971)
Investing activities	23	8,946	6,421
Financing activities	24	(1,891)	(144)
<b>Net Decrease/(Increase) in Cash and Cash Equivalents</b>		<b>(9,282)</b>	<b>306</b>
<b>Cash and Cash Equivalents at 1 April</b>	17	<b>15,779</b>	<b>16,085</b>
<b>Cash and Cash Equivalents at 31 March</b>	17	<b>25,061</b>	<b>15,779</b>

# Notes to the Core Financial Statements

## Note 1 - Expenditure and Funding Analysis

The Expenditure and Funding Analysis shows how annual expenditure is used and funded from resources (government grants, rents, council tax and business rates) by the Council in comparison with those resources consumed or earned by the Council in accordance with generally accepted accounting practices. Income and expenditure accounted for under generally accepted accounting practices is presented more fully in the Comprehensive Income and Expenditure Statement.

	2020/21		2019/20		
	Net Expenditure Chargeable to the General Fund	Adjustments between Funding and Accounting Basis	Net Expenditure in the Comprehensive Income and Expenditure Statement	Adjustments between Funding and Accounting Basis	Net Expenditure in the Comprehensive Income and Expenditure Statement
	£000	£000	£000	£000	£000
Chief Executive	3,465	2,087	5,552	3,052	5,510
Environmental Services	5,856	797	6,653	5,705	6,415
Finance	(430)	2,726	2,296	(739)	1,782
Legal Services	6	14	20	6	39
Broxbourne Sport and Broxbourne Leisure and Culture	2,410	140	2,550	(37)	321
<b>Net Cost of Services</b>	<b>11,307</b>	<b>5,764</b>	<b>17,071</b>	<b>7,987</b>	<b>14,067</b>
Other Income and Expenditure	(21,638)	8,592	(13,046)	(16,683)	(20,594)
Revenue Contribution to Capital	2,247	(2,247)	-	2,947	-
<b>(Surplus)/Deficit on Provision of Services</b>	<b>(8,084)</b>	<b>12,109</b>	<b>4,025</b>	<b>(5,749)</b>	<b>(6,527)</b>
Opening General Fund Balance and Revenue Reserves at 31 March	(26,985)			(21,236)	
Add surplus in Year	(8,084)			(5,749)	
<b>Closing Revenue Reserves Balance at 31 March</b>	<b>(35,069)</b>			<b>(26,985)</b>	



# Notes to the Core Financial Statements

## Note 2 - Note to the Expenditure and Funding Analysis

2020/21	Adjustments for Capital Purposes	Net Change for Pension Adjustments	Other Differences	Total Adjustments
	£000	£000	£000	£000
Chief Executive	1,950	136	-	2,086
Environmental Services	745	51	1	797
Finance	2,387	336	3	2,726
Legal Services	-	14	-	14
Broxbourne Sport and Broxbourne Leisure and Culture	-	139	1	140
<b>Net Cost of Services</b>	<b>5,082</b>	<b>676</b>	<b>5</b>	<b>5,763</b>
Other Income and Expenditure	649	-	-	649
Financing and Investment Income and Expenditure	2,582	265	-	2,847
Taxation and Non Specific Grant Income	(644)	-	5,741	5,097
Revenue Contribution to Capital	(2,247)	-	-	(2,247)
<b>Difference Between General Fund Deficit and Comprehensive Income and Expenditure Deficit</b>	<b>5,422</b>	<b>941</b>	<b>5,746</b>	<b>12,109</b>
<b>2019/20</b>	<b>Adjustments for Capital Purposes</b>	<b>Net Change for Pension Adjustments</b>	<b>Other Differences</b>	<b>Total Adjustments</b>
	£000	£000	£000	£000
Chief Executive	2,010	448	-	2,458
Environmental Services	636	103	(29)	710
Finance	1,790	715	16	2,521
Legal Services	-	28	5	33
Broxbourne Sport and Broxbourne Leisure and Culture	-	360	(2)	358
<b>Net Cost of Services</b>	<b>4,436</b>	<b>1,654</b>	<b>(10)</b>	<b>6,080</b>
Other Income and Expenditure	(6)	-	-	(6)
Financing and Investment Income and Expenditure	(1,775)	547	-	(1,228)
Taxation and Non Specific Grant Income	(2,027)	-	(650)	(2,677)
Revenue Contribution to Capital	(2,947)	-	-	(2,947)
<b>Difference Between General Fund Surplus and Comprehensive Income and Expenditure Surplus</b>	<b>(2,319)</b>	<b>2,201</b>	<b>(660)</b>	<b>(778)</b>

# Notes to the Core Financial Statements

## Note 2 - Note to the Expenditure and Funding Analysis (continued)

### Adjustments for Capital Purposes

Adjustments for capital purposes - this column includes depreciation and revenue expenditure funded by statute (REFCUS) in the service line, and for:

- Other operating expenditure - adjusts for capital disposals with a transfer of income on disposal of assets and the amounts written off for those assets.
- Taxation and non-specific grant income - adjusts for capital grants received in the year and credited to the Comprehensive Income and Expenditure Statement as they either do not have conditions attached to them or any conditions were satisfied in the year.

### Net Change for the Pensions Adjustments

Net change for the removal of pension contributions and the addition of IAS 19 Employee Benefits pension related expenditure and income:

- For services this represents the removal of the employer pension contributions made by the Council as allowed by statute and the replacement with current service costs and past service costs.
- For financing and investment income and expenditure, the net interest on the defined benefit liability is charged to the Comprehensive Income and Expenditure Statement (CIES).

### Other Statutory Adjustments

Other statutory adjustments between amounts debited or credited to the Comprehensive Income and Expenditure Statement and amounts payable or receivable to be recognised under statute:

- The charge under taxation and non-specific grant income and expenditure represents the difference between what is chargeable under statutory regulations for council tax and non domestic rates that was projected to be received at the start of the year and the income recognised under the Code. This is a timing difference as any difference will be brought forward in future surpluses or deficits on the Collection Fund.

### Other Non-Statutory Adjustments

Other non-statutory adjustments represent amounts debited or credited to service areas which need to be adjusted to comply with the presentational requirements in the Comprehensive Income and Expenditure Statement:

- For financing and investment income and expenditure the other non-statutory adjustments column recognises adjustments for interest income and expenditure and changes in the fair values of investment properties.

# Notes to the Core Financial Statements

## Note 3 - Expenditure and Income Analysed by Nature

The analysis of income and expenditure by department on the face of the Comprehensive Income and Expenditure Statement is that specified by the Service Reporting Code of Practice. However, decisions about resource allocation are taken by the Council's members on the basis of budget reports analysed across departments made up of service areas. These reports are prepared on a different basis from the accounting policies used in the financial statements. In particular:

- Commercial property trading activities are reported within the Finance department;
- Bishops' College Old Building commercial letting is reported within the Finance department;
- The activities of the Broxbourne Sport and Broxbourne Leisure and Culture are treated as a trading operation for management reporting purposes.

The Council's expenditure and income is analysed as follows:

	2020/21	2019/20
	£000	£000
<b>Expenditure</b>		
Employee expenses	10,696	12,225
Other operating expenditure	48,309	50,395
Depreciation, amortisation and revenue expenditure funded from capital under statute	3,844	3,894
Revaluation losses on property, plant and equipment	1,485	767
Pension interest costs and expected return on pension assets	265	547
Interest and investment expenditure	303	438
Net book value of non current assets disposed	665	23
Changes in the fair value of investment properties	2,334	-
Payments to housing capital receipts pool	-	1
<b>Total Expenses</b>	<b>67,901</b>	<b>68,291</b>
<b>Income</b>		
Government grants	(29,153)	(31,201)
Fees, charges and other service income	(24,888)	(28,529)
Changes in fair value of investment properties	-	(2,002)
Gain on disposal of current and non current assets	(16)	(29)
Interest and investment income	(615)	(846)
Income from council tax	(4,984)	(4,737)
Income from business rates	(2,503)	(4,269)
Capital grants and contributions	(644)	(2,026)
Other grants and contributions	(1,073)	(1,179)
<b>Total Income</b>	<b>(63,876)</b>	<b>(74,818)</b>
<b>Deficit/(Surplus) on the Provision of Services</b>	<b>4,025</b>	<b>(6,527)</b>

# Notes to the Core Financial Statements

## Note 4 - Capital Expenditure and Capital Financing

During 2020/21, in addition to the annual net revenue expenditure on services, the Council spent £19.7 million on various capital schemes (£15.1 million in 2019/20).

	<b>2020/21</b>	<b>2019/20</b>
	<b>£000</b>	<b>£000</b>
Opening Capital Financing Requirement	43,726	39,156
<b>Capital Investment</b>		
Vehicles, plant and equipment	504	1,667
Investment property	13,506	4,790
Land and buildings	1,848	4,100
Intangible assets	1,892	2,872
Infrastructure assets	48	-
Community assets	-	24
Heritage assets	-	42
Revenue expenditure funded from capital under statute	495	1,457
Loan to Badger BC Investments Ltd	1,390	150
	19,683	15,102
<b>Sources of Finance</b>		
Capital receipts	(3,451)	(5,760)
Government grants and other contributions	(581)	(1,825)
<i>Sums set aside from revenue:</i>		
Direct revenue contributions	(2,247)	(2,947)
	(6,279)	(10,532)
<b>Closing Capital Financing Requirement</b>	<b>57,130</b>	<b>43,726</b>
<i>Explanation of movements in year</i>		
Increase in underlying need to borrow	13,404	4,570
<b>Increase in Capital Financing Requirement</b>	<b>13,404</b>	<b>4,570</b>

# Notes to the Core Financial Statements

## Note 5 - Adjustments Between Accounting Basis and Funding Basis Under Regulations

The purpose of this note is to explain the adjustments that are made to the total Comprehensive Income and Expenditure Statement and the funding sources that are allowed by statute as being available to the Council to meet future capital and revenue expenditure. The following sets out a description of the reserves against which the adjustments are made.

### General Fund Balance

The General Fund records all the receipts of the Council out of which the Council's liabilities are paid, except to the extent that statutory rules might provide otherwise. The General Fund balance therefore summarises the resources that the Council is statutorily empowered to spend on its services or on capital investment at the end of the year.

### Capital Grants Unapplied

The Capital Grants Unapplied account holds unused grants and contributions which are intended to be spent on future capital projects, where the Council has met the conditions of the grant or contribution that would otherwise require it to be repaid. The terms of the grants restrict the projects these funds can be used on or the financial year in which the funds can be spent.

### Capital Receipts Reserve

The Capital Receipts Reserve holds the proceeds from the disposal of land or other assets, these are restricted by statute from being used for any purpose other than to fund new capital expenditure. The balance on the reserve shows the amount that has yet to be applied for these purposes at the year end.

	Usable Reserves			Unusable Reserves
	General Fund Balance	Capital Grants Unapplied	Capital Receipts Reserve	
2020/21	£000	£000	£000	£000
<b>Adjustments primarily involving the Capital Adjustment Account:</b>				
<i><u>Reversal of items included in the Comprehensive Income and Expenditure Statement:</u></i>				
Charges for depreciation and impairment of non current assets	(2,614)			2,614
Revaluation losses on Property Plant and Equipment	(1,485)			1,485
Movements in the value of investment properties	(2,334)			2,334
Amortisation of intangible assets	(735)			735
Capital grants and contributions applied	522			(522)
Revenue expenditure funded from capital under statute	(495)			495
Amounts of non current assets written off on derecognition	(665)			665
<i><u>Insertion of items not included in the Comprehensive Income and Expenditure Statement:</u></i>				
Capital expenditure charged against the General Fund balance	2,247			(2,247)
<b>Adjustments primarily involving the Capital Grants Unapplied Account:</b>				
Capital grants and contributions unapplied credited to the Comprehensive Income and Expenditure Statement	99	(99)		0

# Notes to the Core Financial Statements

## Note 5 - Adjustments Between Accounting Basis and Funding Basis Under Regulations (continued)

	Usable Reserves			Unusable Reserves
	General Fund Balance	Capital Grants Unapplied	Capital Receipts Reserve	
2020/21	£000	£000	£000	£000
Application of grants to capital financing transferred to the Capital Adjustment Account		59		(59)
<b>Adjustments primarily involving the Capital Receipts Reserve:</b>				
Transfer of cash sale proceeds credited as part of the gain on disposal to the Comprehensive Income and Expenditure Statement	17		(17)	0
Use of the Capital Receipts Reserve to finance new capital expenditure			3,451	(3,451)
Other capital related income credited to the Comprehensive Income and Expenditure Statement	1,091		(1,091)	
<b>Adjustments primarily involving the Deferred Capital Receipts Reserve:</b>				
Transfer of cash receipts from Deferred Capital Receipts Reserve			(10)	10
<b>Adjustments primarily involving the Pensions Reserve:</b>				
Reversal of items relating to retirement benefits debited to the Comprehensive Income and Expenditure Statement	(2,466)			2,466
Employer's pension contributions	1,525			1,525
<b>Adjustments primarily involving the Collection Fund Adjustment Account:</b>				
Amount by which council tax income credited to the Comprehensive Income and Expenditure Statement is different from council tax income calculated for the year in accordance with statutory requirements	(121)			121
Amount by which non domestic rate (NDR) income credited to the Comprehensive Income and Expenditure Statement is different from NDR income calculated for the year in accordance with statutory requirements	(6,692)			6,692
<b>Adjustment primarily involving the Accumulated Absences Account:</b>				
Amount by which officer remuneration charged to the Comprehensive Income and Expenditure Statement on an accruals basis is different from remuneration chargeable in the year in accordance with statutory requirements	(3)			3
<b>Total Adjustments</b>	<b>(12,109)</b>	<b>(40)</b>	<b>2,333</b>	<b>9,816</b>

# Notes to the Core Financial Statements

## Note 5 - Adjustments Between Accounting Basis and Funding Basis Under Regulations (continued)

	Usable Reserves			Unusable Reserves
	General Fund Balance	Capital Grants Unapplied	Capital Receipts Reserve	
2019/20	£000	£000	£000	£000
<b>Adjustments primarily involving the Capital Adjustment Account:</b>				
<i><u>Reversal of items included in the Comprehensive Income and Expenditure Statement:</u></i>				
Charges for depreciation and impairment of non current assets	(2,282)			2,282
Revaluation losses on Property, Plant and Equipment	(769)			769
Movements in the value of investment properties	2,002			(2,002)
Amortisation of intangible assets	(155)			155
Capital grants and contributions applied	1,723			(1,723)
Revenue expenditure funded from capital under statute	(1,457)			1,457
Amounts of non current assets written off, on disposal or sale as part of the gain/loss on disposal, to the Comprehensive Income and Expenditure Statement	(20)			20
Amounts of non current assets written off on derecognition	(3)			3
<i><u>Insertion of items not included in the Comprehensive Income and Expenditure Statement:</u></i>				
Capital expenditure charged against the General Fund balance	2,947			(2,947)
<b>Adjustments primarily involving the Capital Grants Unapplied Account:</b>				
Capital grants and contributions unapplied credited to the Comprehensive Income and Expenditure Statement	48	(48)		
Application of grants to capital financing transferred to the Capital Adjustment Account		102		(102)
<b>Adjustments primarily involving the Capital Receipts Reserve:</b>				
Transfer of cash sale proceeds credited as part of the gain on disposal to the Comprehensive Income and Expenditure Statement	35		(35)	
Use of the Capital Receipts Reserve to finance new capital expenditure			5,760	(5,760)
Contribution from the Capital Receipts Reserve to finance the payments to the Government capital receipts			1	(1)
Other capital related income credited to the Comprehensive Income and Expenditure Statement	1,266		(1,266)	

# Notes to the Core Financial Statements

## Note 5 - Adjustments Between Accounting Basis and Funding Basis Under Regulations (continued)

	Usable Reserves			Unusable Reserves
	General Fund Balance	Capital Grants Unapplied	Capital Receipts Reserve	
2019/20	£000	£000	£000	£000
<b>Adjustments primarily involving the Deferred Capital Receipts Reserve:</b>				
Transfer of cash receipts from Deferred Capital Receipts Reserve			(10)	10
<b>Adjustments primarily involving the Pensions Reserve:</b>				
Reversal of items relating to retirement benefits debited to the Comprehensive Income and Expenditure Statement	(3,703)			3,703
Employer's pension contributions	1,502			(1,502)
<b>Adjustments primarily involving the Collection Fund Adjustment Account:</b>				
Amount by which council tax income credited to the Comprehensive Income and Expenditure Statement is different from council tax income calculated for the year in accordance with statutory requirements	(64)			64
Amount by which non domestic rate (NDR) income credited to the Comprehensive Income and Expenditure Statement is different from NDR income calculated for the year in accordance with statutory requirements	(302)			302
<b>Adjustment primarily involving the Accumulated Absences Account:</b>				
Amount by which officer remuneration charged to the Comprehensive Income and Expenditure Statement on an accruals basis is different from remuneration chargeable in the year in accordance with statutory requirements	10			(10)
<b>Total Adjustments</b>	<b>778</b>	<b>54</b>	<b>4,450</b>	<b>(5,282)</b>



# Notes to the Core Financial Statements

## Note 6 - Transfers to/(from) Earmarked Reserves

This note sets out the amounts which have been set aside to provide financing for future expenditure plans and the amounts transferred back from earmarked reserves to fund expenditure in 2020/21.

Movements on Earmarked Reserves in 2020/21 were as follows:

	Balance at 31 March 2020	Transfers Out	Transfers In	Balance at 31 March 2021
	£000	£000	£000	£000
<i>Capital Related Reserves</i>				
Capital and Building Works Reserve	3,200	(71)	-	3,129
Environmental Services Reserve	367	(161)	-	206
Broxbourne Sport and Broxbourne Leisure and Culture Reserve	688	(16)	351	1,023
	<b>1,055</b>	<b>(177)</b>	<b>351</b>	<b>1,229</b>
<b>TOTAL CAPITAL RELATED RESERVES</b>	<b>4,255</b>	<b>(248)</b>	<b>351</b>	<b>4,358</b>
<i>Revenue Reserves</i>				
Economic Development Reserve	505	-	93	598
Personnel Reserve	291	(175)	-	116
Grave Maintenance Reserve	17	-	-	17
Service Specific Grants Reserve	3,266	(444)	539	3,361
Service Protection and Enhancement Fund	3,293	-	74	3,367
Housing and Planning Delivery Grant Reserve	812	-	-	812
Performance Reward Grant Reserve	45	-	-	45
Repairs and Renewals Fund	999	(101)	-	898
Park Lane Footbridge Reserve	318	-	-	318
Brookfield Reserve	3,700	-	422	4,122
Lottery Grant Reserve	21	-	7	28
Community Safety Projects Reserve	142	-	-	142
Rental Income Protection Reserve	590	-	450	1,040
Collection Fund Reserve	2,548	-	-	2,548
S31 Grant Reserve	-	-	7,224	7,224
<b>TOTAL REVENUE RESERVES</b>	<b>16,547</b>	<b>(720)</b>	<b>8,700</b>	<b>24,527</b>
<b>Total Earmarked Reserves</b>	<b>20,802</b>	<b>(968)</b>	<b>9,051</b>	<b>28,885</b>
<b>Total Movement in Earmarked Reserves in 2020/21</b>				<b>8,083</b>

In addition to the above the Council also has a General Fund Reserve of £6,181k (2019/20 £6,181k) which results in total usable revenue reserves of £35,070k (2019/20 £26,985k).

# Notes to the Core Financial Statements

## Note 6 - Transfers to/(from) Earmarked Reserves (continued)

Movements on Earmarked Reserves in 2019/20 were as follows:

	Balance at 31 March 2019	Transfers Out	Transfers In	Balance at 31 March 2020
	£000	£000	£000	£000
<i>Capital Related Reserves</i>				
Capital and Building Works Reserve	3,200	-	-	3,200
Environmental Services Reserve	725	(600)	242	367
Broxbourne Sport and Broxbourne Leisure and Culture Reserve	400	(121)	409	688
	<b>1,125</b>	<b>(721)</b>	<b>651</b>	<b>1,055</b>
<b>TOTAL CAPITAL RELATED RESERVES</b>	<b>4,325</b>	<b>(721)</b>	<b>651</b>	<b>4,255</b>
<i>Revenue Reserves</i>				
Economic Development Reserve	403	(10)	112	505
Personnel Reserve	291	-	-	291
Grave Maintenance Reserve	17	-	-	17
Service Specific Grants Reserve	2,128	(912)	2,050	3,266
Service Protection and Enhancement Fund	3,054	-	239	3,293
Housing and Planning Delivery Grant Reserve	453	-	359	812
Performance Reward Grant Reserve	45	-	-	45
Repairs and Renewals Fund	1,006	(37)	30	999
Park Lane Footbridge Reserve	318	-	-	318
Brookfield Reserve	3,000	-	700	3,700
Lottery Grant Reserve	14	-	7	21
Community Safety Projects Reserve	-	-	142	142
Rental Income Protection Reserve	-	-	590	590
Collection Fund Reserve	-	-	2,548	2,548
<b>TOTAL REVENUE RESERVES</b>	<b>10,730</b>	<b>(959)</b>	<b>6,777</b>	<b>16,547</b>
<b>Total Earmarked Reserves</b>	<b>15,054</b>	<b>(1,680)</b>	<b>7,428</b>	<b>20,802</b>
<b>Total Movement in Earmarked Reserves in 2019/20</b>				<b>5,748</b>

These reserves are an important way of projecting the Council's current resources into the future and preparing to meet future needs. Their purposes are as follows:

- Capital and Building Works Reserve - used to finance capital works including works to the Council's buildings, as well as purchases of vehicles, plant and equipment.
- Services Reserves - used to finance purchases of vehicles and equipment for Environmental Services, Broxbourne Sport and Broxbourne Leisure and Culture.
- Economic Development Reserve - used to invest in the economic well being of the Borough.
- Personnel Reserve - to provide for potential personnel costs.
- Grave Maintenance Reserve - money received to maintain graves in perpetuity.
- Service Specific Grants Reserve - grants received in advance of expenditure being incurred but which need to be recognised as income in the year they are received.
- Service Protection and Enhancement Fund - to protect and enhance services in future years.
- Housing and Planning Delivery Grant Reserve - to fund future expenditure associated with the Local Plan.
- Performance Reward Grant Reserve - to hold performance reward grant funding for future allocation by the Local Strategic Partnership.
- Repairs and Renewals Fund - to enable accelerated maintenance of revenue generating fixed assets.

# Notes to the Core Financial Statements

## Note 6 - Transfers to/(from) Earmarked Reserves (continued)

- Lottery Grant Reserve - contributions received from the Broxbourne Community Lottery, set aside to fund grant applications from local organisations
- Park Lane Footbridge Reserve - to fund the construction of a footbridge over the railway .
- Brookfield Reserve - to fund the future relocation of the Council's depot and allotments
- Community Safety Project Reserve - to fund community safety initiatives and projects identified by the Council.
- Rental Income Protection Reserve - to be used in the event of a significant drop in the commercial rental income the Council receives.
- Collection Fund Reserve - to be used to smooth the impact of any significant drop in the business rates and council tax income the Council receives.
- s1Grant Reserve—to be used in future years to fund the NDR deficit in the Collection Fund

## Note 7 - Other Operating Income and Expenditure

	2020/21	2019/20
	£000	£000
Payments to the Government capital receipts pool	-	1
Losses/(gains) on the disposal of current and non current assets	649	(7)
<b>Total</b>	<b>649</b>	<b>(6)</b>

## Note 8 - Financing and Investment Income and Expenditure

	2020/21	2019/20
	£000	£000
Interest payable	303	438
Pensions interest cost and expected return on pension assets	265	547
Interest receivable and similar income	(615)	(846)
Changes in fair value in relation to investment properties	2,334	(2,002)
Net income from trading operations not in service expenditure analysis	(6,286)	(6,016)
<b>Total</b>	<b>(3,998)</b>	<b>(7,879)</b>

## Note 9 - Taxation and Non Specific Grant Income

	2019/20	2019/20
	£000	£000
Council tax income	(4,984)	(4,737)
Non domestic rates	(2,503)	(4,269)
Non ringfenced Government grants	(492)	(498)
Other income	(1,073)	(1,179)
Capital grants and contributions	(644)	(2,026)
<b>Total</b>	<b>(9,696)</b>	<b>(12,709)</b>

# Notes to the Core Financial Statements

## Note 10 - Property, Plant and Equipment

	Land & Buildings	Vehicles Plant & Equipment	Infrastructure Assets	Community Assets	Assets Under Construction	Total
2020/21	£000	£000	£000	£000	£000	£000
<b>Cost or Valuation</b>						
At 1 April 2020	63,300	21,847	1,220	1,916	4,662	<b>92,945</b>
Additions	792	504	48	-	1,056	<b>2,400</b>
Revaluation increases recognised in the Revaluation Reserve	3,727	-	-	3	-	<b>3,730</b>
Revaluation decreases recognised in the Revaluation Reserve	(4,546)	-	-	(9)	-	<b>(4,555)</b>
Revaluation decreases recognised in the Comprehensive Income and	(1,486)	-	-	-	-	<b>(1,486)</b>
Derecognition - disposals	-	(185)	-	-	-	<b>(185)</b>
Derecognition - write offs	(682)	(296)	-	-	-	<b>(978)</b>
Assets reclassifications	(1,339)	341	29	49	(5,369)	<b>(6,289)</b>
<b>At 31 March 2021</b>	<b>59,766</b>	<b>22,211</b>	<b>1,297</b>	<b>1,959</b>	<b>349</b>	<b>85,582</b>
<b>Accumulated Depreciation</b>						
At 1 April 2020	(1,045)	(14,870)	(1,202)	-	-	<b>(17,117)</b>
Depreciation charge	(875)	(1,727)	(12)	-	-	<b>(2,614)</b>
Depreciation written out on revaluation	1,807	-	-	-	-	<b>1,807</b>
Derecognition - disposals	-	185	-	-	-	<b>185</b>
Derecognition - write offs	17	296	-	-	-	<b>313</b>
Depreciation on reclassified assets	98	(97)	(1)	-	-	<b>-</b>
<b>At 31 March 2021</b>	<b>2</b>	<b>(16,213)</b>	<b>(1,215)</b>	<b>-</b>	<b>-</b>	<b>(17,426)</b>
<b>Balance Sheet amount at 31 March 2021</b>	<b>59,768</b>	<b>5,998</b>	<b>82</b>	<b>1,959</b>	<b>349</b>	<b>68,156</b>
<b>Balance Sheet amount at 31 March 2020</b>	<b>62,255</b>	<b>6,977</b>	<b>18</b>	<b>1,916</b>	<b>4,662</b>	<b>75,828</b>

# Notes to the Core Financial Statements

## Note 10 - Property, Plant and Equipment (continued)

2019/20	Land & Buildings £000	Vehicles Plant & Equipment £000	Infrastructure Assets £000	Community Assets £000	Assets Under Construction £000	<b>Total £000</b>
<b>Cost or Valuation</b>						
At 1 April 2019	60,482	19,977	1,267	1,892	1,442	<b>85,060</b>
Additions	880	1,667	-	24	3,220	<b>5,791</b>
Revaluation increases recognised in the Revaluation Reserve	4,170	-	-	-	-	<b>4,170</b>
Revaluation decreases recognised in the Revaluation Reserve	(1,100)	-	-	-	-	<b>(1,100)</b>
Revaluation decreases recognised in the Comprehensive Income and	(767)	-	-	-	-	<b>(767)</b>
Derecognition - disposals		(84)	-	-	-	<b>(84)</b>
Derecognition - write offs	(34)	-	-	-	-	<b>(34)</b>
Assets reclassifications	(331)	287	(47)	-	-	<b>(91)</b>
<b>At 31 March 2020</b>	<b>63,300</b>	<b>21,847</b>	<b>1,220</b>	<b>1,916</b>	<b>4,662</b>	<b>92,945</b>
<b>Accumulated Depreciation</b>						
At 1 April 2019	(1,411)	(13,410)	(1,210)	-	-	<b>(16,031)</b>
Depreciation charge	(824)	(1,421)	(38)	-	-	<b>(2,283)</b>
Depreciation written out on revaluation	1,082	-	-	-	-	<b>1,082</b>
Derecognition - disposals	-	84	-	-	-	<b>84</b>
Derecognition - write offs	31	-	-	-	-	<b>31</b>
Depreciation on reclassified assets	77	(123)	46	-	-	<b>-</b>
<b>At 31 March 2020</b>	<b>(1,045)</b>	<b>(14,870)</b>	<b>(1,202)</b>	<b>-</b>	<b>-</b>	<b>(17,117)</b>
<b>Balance Sheet amount at 31 March 2020</b>	<b>62,255</b>	<b>6,977</b>	<b>18</b>	<b>1,916</b>	<b>4,662</b>	<b>75,828</b>
<b>Balance Sheet amount at 31 March 2019</b>	<b>59,068</b>	<b>6,567</b>	<b>57</b>	<b>1,892</b>	<b>1,442</b>	<b>69,029</b>

# Notes to the Core Financial Statements

## Note 10 - Property, Plant and Equipment (continued)

### Capital Commitments

The Council has entered into a number of contracts for the construction or enhancement of Property Plant and Equipment in 2020/21 and future years. The total outstanding commitment on such schemes at 31 March 2021 was £1.9 million. The breakdown of this amount by asset category is shown below. Similar commitments at 31 March 2020 were £0.7 million.

	<b>£000</b>
Operational buildings	889
Plant assets	66
Intangible assets	508
Assets under construction	453
	<b>1,916</b>

### Revaluations

Valuations of the properties which comprise the Council's property portfolio have been updated to 31 March 2021 in accordance with Module 4 of the Code of Practice on Local Authority Accounting in the United Kingdom. The valuations are in accordance with The Royal Institution of Chartered Surveyors (RICS) Appraisal and Valuation Manual.

Valuations of vehicles, plant and equipment are based on depreciated historical cost.

	Land & Buildings	Vehicles Plant & Equipment	Infrastructure Assets	Community Assets	Assets Under Construction	<b>Total</b>
	£000	£000	£000	£000	£000	<b>£000</b>
Valued at depreciated historical cost	-	5,998	82	-	349	<b>6,429</b>
Valued at depreciated replacement cost in 2020/21	29,737	-	-	-	-	<b>29,737</b>
Valued at current value in 2020/21	30,031	-	-	1,959	-	<b>31,990</b>
<b>Total Net Book Value</b>	<b>59,768</b>	<b>5,998</b>	<b>82</b>	<b>1,959</b>	<b>349</b>	<b>68,156</b>

# Notes to the Core Financial Statements

## Note 11 - Heritage Assets

Heritage Assets are those assets which are intended to be preserved in trust for future generations because of their cultural, environmental or historic associations. As such, these assets are assumed to have an indefinite life and are therefore not depreciated.

	Art Collections	Statues & Monuments	Civic Regalia	Total
	£000	£000	£000	£000
<b>2020/21</b>				
<b>Cost or Valuation</b>				
At 1 April 2020	200	345	5	550
<b>At 31 March 2021</b>	<b>200</b>	<b>345</b>	<b>5</b>	<b>550</b>
<b>2019/20</b>				
At 1 April 2019	200	303	5	508
Additions	-	42	-	42
<b>At 31 March 2020</b>	<b>200</b>	<b>345</b>	<b>5</b>	<b>550</b>

In addition to the statues and monuments included in Heritage Assets, the Council also considers Goffs Oak war memorial, the remains of Cheshunt Great House and moat at Peace Close and the Theobalds Palace ruins at Cedars Park to be Heritage Assets.

Goffs Oak village centre is marked by a War Memorial which was unveiled on 20 December 1920. It is inscribed with the names of 32 men from the village who were killed in the First World War. A further three names were added following the Second World War.

Cheshunt Great House originally consisted of a large late medieval courtyard building with a vaulted undercroft. It is thought that the site was last occupied in 1450 when it was in the possession of Mari de Santo Paulo, Countess of Pembroke. By the end of the 17<sup>th</sup> century the area had become known as the Manor of La Monte and Andrews. The house was destroyed by fire in 1965 and the site now consists of the remains of a moated enclosure and associated overflow ditch with the remains of brick arches abutting the ditch on the eastern side indicating where the bridge once stood.

Theobalds Palace was built in 1563 by Lord Burleigh, Secretary of State, Lord High Treasurer and Master of Requests to Queen Elizabeth I. In 1582, the Palace was extended and the extension enclosed part of Cheshunt common fields invoking a riot by the people of Cheshunt and Northaw parishes which had to be quelled by the Earl of Warwick and a troop of soldiers. In 1607 King James I exchanged Theobalds Palace for Hatfield House. James I died at Theobalds in 1625 and was succeeded by Charles I who spent much of his childhood at Theobalds. After the execution of Charles I, Parliament decided that any possessions of the late King be surveyed, valued and sold. The palace was subsequently surveyed and much of it was taken down and the materials sold and the palace now stands in ruins.

Isabel Christie open space and obelisk contains a Meridian Marker in the form of an obelisk. The practice of marking the position of the Meridian for its amenity value, rather than as an alignment aid for telescopes, probably began at the start of the twentieth century. The land for the park was donated in 1897 by Charles Peter Christie, owner of the Christie Brewery in Hoddesdon who erected the obelisk in memory of his late wife, Isabel Constance Christie.

These are not recognised on the Balance Sheet as cost information is not readily available and due to the unique nature of these assets it is not possible to provide a reliable estimate of their value.

The majority of the Council's other heritage assets are reported on the Balance Sheet at insurance valuation which is based on market values. These insurance valuations are reviewed annually.

# Notes to the Core Financial Statements

## Note 12 - Investment Property

The following items of income and expenditure have been accounted for in the Financing and Investment Income and Expenditure line in the Comprehensive Income and Expenditure Statement:

	2020/21	2019/20
	£000	£000
Rental income from investment property*	9,465	8,469
Direct operating expenses arising from investment property*	(3,179)	(2,453)
<b>Total</b>	<b>6,286</b>	<b>6,016</b>

\* included in 'Trading Operations' in Note 8. See also full analysis of trading operations in Note 25

### Capital Commitments

There are no restrictions on the Council's ability to realise the value of its investment property or on the Council's right to receive income from any proceeds of sale. The Council did not have any contractual obligations to develop or enhance investment property to at 31 March 2021 (31 March 2020 £nil).

The following table summarises the movement in the fair value of investment property over the year:

	2020/21	2019/20
	£000	£000
Balance at 1 April	100,149	93,357
Purchases	13,506	4,790
Net (losses)/gains from fair value adjustments	(2,334)	2,002
<b>Balance at 31 March</b>	<b>111,321</b>	<b>100,149</b>

### Fair Value Hierarchy

All the Council's investment properties have been value assessed as Level 2 on the fair value hierarchy for valuation purposes.

### Valuation Techniques Used to Determine Level 2 Values for Investment Property

The fair value of investment property has been measured using a market approach, which takes into account quoted prices for similar assets in active markets, existing lease terms and rentals, research into market evidence including market rentals and yields, the covenant strength for existing tenants and data and market knowledge gained in managing the Council's investment asset portfolio. Market conditions are such that similar properties are actively purchased and sold and the level of observable inputs are significant, leading to the properties being categorised as level 2 on the fair value hierarchy. There has been no change in the valuation techniques used in the year for investment properties.

### Highest and Best Use

In estimating the fair value of the Council's investment properties, the highest and best use is their current use.

### Valuation Process for Investment Properties

The Council's investment properties have been valued as at 31 March 2021 by a combination of the Council's internal valuer and external valuers, NPS and Colliers, in accordance with the methodologies and bases for estimation set out in the professional standards of the Royal Institute of Chartered Surveyors.



# Notes to the Core Financial Statements

## Note 13 - Intangible Assets

The Council accounts for its software as Intangible Assets, if that software is not an integral part of a particular IT system and as such accounted for as part of the hardware item of Property, Plant and Equipment. Intangible assets include both purchased licences and internally developed software.

All software is given a finite useful life, based on assessments of the period that the software is expected to be of use to the Council. The useful lives assigned to the major software suites used by the Council are between 3 and 5 years.

The carrying amount of Intangible Assets is depreciated on a straight line basis. The depreciation of £734,986 charged to revenue in 2020/21 (2019/20 £155,435 ) was mainly charged to the IT administration cost centre and then absorbed as an overhead across all the service headings in the Cost of Services. It is not possible to quantify exactly how much of the depreciation is attributable to each service heading. The movement on intangible asset balances during the year is as follows:

	2020/21	2019/20
	£000	£000
Gross carrying amounts	6,088	3,241
Accumulated depreciation	(2,896)	(2,746)
<b>Net carrying amount at 1 April</b>	<b>3,192</b>	<b>495</b>
Purchases	1,891	2,872
Depreciation for the period	(735)	(155)
Disposals	-	(20)
<b>Net carrying amount at 31 March</b>	<b>4,348</b>	<b>3,192</b>
<b>Comprising:</b>		
Gross carrying amounts	7,980	6,088
Accumulated depreciation	(3,632)	(2,896)
<b>Balance at 31 March</b>	<b>4,348</b>	<b>3,192</b>

## Capital Commitments

The Council has entered into a number of contracts for the replacement, or upgrade, of a number of its software programmes in 2020/21 and future years. The outstanding commitments on such schemes at 31 March 2021 were £0.51 million. Commitments at 31 March 2020 were £0.17 million.

# Notes to the Core Financial Statements

## Note 14 - Financial Instruments

### (a) Categories of Financial Instruments

The following categories of financial instruments are carried in the Balance Sheet:

	Long-Term		Current	
	31 March 2021	31 March 2020	31 March 2021	31 March 2020
	£000	£000	£000	£000
<b>Investments</b>				
Amortised Cost	-	-	22,002	29,574
<b>Total Investments</b>	<b>-</b>	<b>-</b>	<b>22,002</b>	<b>29,574</b>
<b>Debtors</b>				
Amortised Cost	13,624	12,409	13,175	12,810
<b>Total included in Debtors</b>	<b>13,624</b>	<b>12,409</b>	<b>13,175</b>	<b>12,810</b>
<b>Borrowings</b>				
Financial liabilities at amortised cost	-	-	57,804	44,356
<b>Total included in Borrowings</b>	<b>-</b>	<b>-</b>	<b>57,804</b>	<b>44,356</b>
<b>Creditors</b>				
Financial liabilities at amortised cost	-	-	24,434	20,345
<b>Total Creditors</b>	<b>-</b>	<b>-</b>	<b>24,434</b>	<b>20,345</b>

In addition, the Council held four money market funds and a bank deposit account at 31 March 2021. These are defined as short term, highly liquid investments that are readily convertible to known amounts of cash and which are subject to an insignificant risk of changes in value and are therefore treated as 'cash equivalents'. For completeness, these are shown, together with the amounts of cash and bank balance, below.

	31 March 2021	31 March 2020
	£000	£000
Cash equivalents	21,000	9,206
Cash and bank balances	4,061	6,573
	<b>25,061</b>	<b>15,779</b>

# Notes to the Core Financial Statements

## Note 14 - Financial Instruments (continued)

### (b) Income, Expense, Gains and Losses

	31 March 2021	31 March 2020
	£000	£000
Interest income	615	846
<b>Total Income in (Surplus)/Deficit on the Provision of Services</b>	<b>615</b>	<b>846</b>
Interest expense	303	438
<b>Total Expense in (Surplus)/Deficit on the Provision of Services</b>	<b>303</b>	<b>438</b>
<b>Net Gain for the Year</b>	<b>312</b>	<b>408</b>

### (c) Fair Values of Assets and Liabilities

Financial assets represented by loans and receivables are carried in the Balance Sheet at amortised cost. Their fair value is assessed by calculating the present value of the cash flows that will take place over the remaining term of the instruments, using the following assumptions:

- Where an instrument will mature in the next 12 months, the carrying amount is assumed to be approximate to fair value.
- The fair value of trade and other receivables and payables is taken to be the invoiced or billed amount less appropriate provision made against the risk of less than full payment.
- The fair value of long term investments have been discounted at the market rate for similar instruments with similar remaining terms to maturity on 31 March.

The fair values calculated are as follows:

	31 March 2021		31 March 2020	
	Carrying amount	Fair value	Carrying amount	Fair value
	£000	£000	£000	£000
Short term borrowing	57,804	57,650	44,356	44,120

	31 March 2021		31 March 2020	
	Carrying amount	Fair value	Carrying amount	Fair value
	£000	£000	£000	£000
Short term investments	22,002	22,002	29,574	29,574
Long term debtors	13,624	13,624	12,409	12,409
Short term debtors	13,175	13,175	12,810	12,810

Short term debtors and creditors are carried at cost as this is a fair approximation of their value.

# Notes to the Core Financial Statements

## Note 15 - Inventories

	2020/21	2019/20
	£000	£000
Balance outstanding at 1 April	57	97
Purchases and issues	(16)	(40)
<b>Balance outstanding at 31 March</b>	<b>41</b>	<b>57</b>

## Note 16 - Debtors

Short Term Debtors	31 March 2021	31 March 2020
	£000	£000
Government departments	13	6
Other local authorities	22,427	10,692
Other entities and individuals	16,606	15,105
	<b>39,048</b>	<b>25,803</b>
Less: Provision for bad and doubtful debts	(4,516)	(2,941)
<b>Total</b>	<b>34,532</b>	<b>22,862</b>

Long Term Debtors	31 March 2021	31 March 2020
	£000	£000
Mortgages	22	23
Car loans	10	3
Loans to Badger BC Investments Ltd (subsidiary company)	11,642	10,252
Other	1,950	2,131
<b>Total</b>	<b>13,624</b>	<b>12,409</b>

## Note 17 - Cash and Cash Equivalents

	31 March 2021	31 March 2020
	£000	£000
Cash	9	9
Bank current accounts	4,052	6,564
Money market funds	21,000	9,206
<b>Total</b>	<b>25,061</b>	<b>15,779</b>

## Note 18 - Assets Held for Sale

	2020/21	2019/20
	£000	£000
<b>Balance at 1 April</b>	<b>535</b>	<b>535</b>
Assets newly classified as held for sale	6,289	-
Revaluation gains	323	-
<b>Total</b>	<b>7,147</b>	<b>535</b>

# Notes to the Core Financial Statements

## Note 19 - Short Term Creditors

	31 March 2021	31 March 2020
	£000	£000
Government departments	15,966	1,663
Other local authorities	4,885	5,193
Other entities and individuals	20,363	20,874
<b>Total</b>	<b>41,214</b>	<b>27,730</b>

## Note 20 - Long Term Creditors and Provisions

Provisions	Insurance Claims £000	MMI £000	NDR £000	Total £000
Balance at 1 April 2020	10	54	559	623
Provision made during the year	6	-	4,413	5,150
Amount used during the year	(4)	-	(2,877)	(3,612)
Unused amounts reversed in 2020/21	-	-	(842)	(842)
<b>Balance at 31 March 2021</b>	<b>12</b>	<b>54</b>	<b>1,253</b>	<b>1,319</b>

Business ratepayers are entitled to appeal against the rateable value allocated to their property by the Valuation Office Agency (VOA). In the event that an appeal is successful the Council is responsible for repaying its share of the business rate income to the ratepayer. A provision has been included in the Balance Sheet based on the expected outcome of the appeals outstanding with the VOA as at 31 March 2021 as well as an amount for appeals which have not yet been lodged relating to the 2017 revaluation.

Deferred Capital Receipts	2020/21	2019/20
	£000	Restated £000
Balance at 1 April	91	92
Receipts	(1)	(1)
<b>Balance at 31 March</b>	<b>90</b>	<b>91</b>
<b>Pensions Liability</b>		
Balance at 1 April	11,223	21,134
Actuarial losses/(gains)	8,712	(12,112)
Service cost	942	2,201
<b>Balance at 31 March</b>	<b>20,877</b>	<b>11,223</b>
<b>Total</b>	<b>22,286</b>	<b>11,939</b>

# Notes to the Core Financial Statements

## Note 21 - Unusable Reserves

	31 March 2021	31 March 2020
		Restated
	£000	£000
Revaluation Reserve	(39,995)	(39,227)
Accumulated Absences Account	77	74
Capital Adjustment Account	(106,556)	(108,072)
Deferred Capital Receipts Reserve	(353)	(363)
Pensions Reserve	20,877	11,223
Collection Fund Adjustment Account	8,346	1,535
<b>Total Unusable Reserves</b>	<b>(117,604)</b>	<b>(134,830)</b>

### (a) Revaluation Reserve

The Revaluation Reserve records, from April 2007, the accumulated gains on the non current assets held by the Council arising from increases in value, as a result of inflation or other factors. The overall balance on the reserve represents the amount by which the current value of non current assets carried in the Balance Sheet is greater because they are carried at their revalued amount rather than their value at 1 April 2007 or subsequent depreciated historical cost. The reserve is not available to finance either revenue or capital expenditure.

	2020/21	2019/20
	£000	£000
Balance at 1 April	(39,227)	(35,558)
Upward revaluation of assets	(4,887)	(4,934)
Difference between fair value depreciation and historical cost depreciation	534	483
Downward revaluation not charged to the Comprehensive Income and Expenditure Statement	3,585	782
<b>Balance at 31 March</b>	<b>(39,995)</b>	<b>(39,227)</b>

### (b) Accumulated Absences Account

The Accumulated Absences Account shows the difference that would otherwise arise on the General Fund Balance from accruing for untaken leave entitlement at the end of the year. Statutory arrangements require that the impact on the General Fund Balance is removed by transfers to or from this account.

	2020/21	2019/20
	£000	£000
Balance at 1 April		84
Settlement or cancellation of accrual made at the end of the preceding year	(74)	(84)
Amounts accrued at the end of the current year	77	74
Amount by which officer remuneration charged to the Comprehensive Income and Expenditure Statement on an accruals basis is different from remuneration chargeable in the year in accordance with statutory requirements	3	(10)
<b>Balance at 31 March</b>	<b>77</b>	<b>74</b>

# Notes to the Core Financial Statements

## Note 21 - Unusable Reserves (continued)

### (c) Capital Adjustment Account

The Capital Adjustment Account accumulates the write down of the historical cost of non current assets as they are consumed by depreciation and impairments or written off on disposal, together with the resources that have been set aside to finance capital expenditure.

	<b>2020/21</b>	<b>2019/20</b>
	<b>£000</b>	<b>£000</b>
Balance at 1 April	(108,072)	(99,740)
<b><i>Reversal of items relating to capital expenditure charged to or credited to the Comprehensive Income and Expenditure Statement:</i></b>		
Charges for depreciation and impairment of non current assets	2,614	2,282
Revaluation losses on property, plant and equipment	1,486	769
Amortisation of intangible assets	735	155
Revenue expenditure funded from capital under statute	495	1,457
Amounts of non current assets written off on disposal or sale as part of the loss on disposal to the Comprehensive Income and Expenditure Statement	-	20
Amounts of derecognised assets written off	665	3
	<u>5,995</u>	<u>4,685</u>
Adjusting amounts written out of the Revaluation Reserve	(534)	(483)
<b><i>Capital financing applied in the year:</i></b>		
Use of the Capital Receipts Reserve to finance new capital expenditure	(3,451)	(5,760)
Capital grants and contributions credited to the Comprehensive Income and Expenditure Statement that have been applied to capital financing	(522)	(1,723)
Application of grants to capital financing from the Capital Grants Unapplied account	(59)	(102)
Capital expenditure charged against the General Fund balance	(2,247)	(2,947)
	<u>(6,279)</u>	<u>(10,532)</u>
Movements in the market value of investment property charged to or credited to the Comprehensive Income and Expenditure Statement	2,334	(2,002)
<b>Balance at 31 March</b>	<b><u>(106,556)</u></b>	<b><u>(108,072)</u></b>

### (d) Deferred Capital Receipts Reserve

The Deferred Capital Receipts Reserve holds the gains recognised on the disposal of non-current assets but for which cash settlement has yet to take place. Under statutory arrangements, the Council does not treat these gains as useable for financing new capital expenditure until they are backed by cash receipts. When the deferred cash settlement eventually takes place, amounts are transferred to the Capital Receipts Reserve.

	<b>2020/21</b>	<b>2019/20</b>
	<b>£000</b>	<b>£000</b>
Balance at 1 April	(363)	(373)
Transfer to the Capital Receipts Reserve upon receipt of cash	10	10
<b>Balance at 31 March</b>	<b><u>(353)</u></b>	<b><u>(363)</u></b>

# Notes to the Core Financial Statements

## Note 21 - Unusable Reserves (continued)

### (e) Pensions Reserve

The Pensions Reserve absorbs the timing differences arising from the different arrangements for accounting for retirement benefits. The Council accounts for future retirement benefits in the Comprehensive Income and Expenditure Statement as they are earned by employees accruing years of service. Liabilities are also updated to reflect inflation, changing assumptions and investment returns on any resources set aside to meet the future pension payments. However, statutory arrangements require benefits earned to be financed as the Council makes employer's contributions to the pension fund.

The debit balance on the Pensions Reserve therefore shows a substantial shortfall in the benefits accrued by past and current employees and the resources the Council has set aside to meet future payments. The statutory arrangements will ensure that funding will have been set aside by the time the benefits come to be paid (see also note 32).

	2020/21	2019/20
	£000	Restated £000
Balance at 1 April	11,223	21,134
Adjustment to opening balance	-	473
Actuarial losses/(gains) on pensions assets and liabilities	8,712	(12,585)
Reversal of items relating to retirement benefits charged to or credited to the Surplus or Deficit on the Provision of Services in the Comprehensive Income and Expenditure Statement	942	2,201
<b>Balance at 31 March</b>	<b>20,877</b>	<b>11,223</b>

### (f) Collection Fund Adjustment Account

The Collection Fund Adjustment Account records the difference between the demand on the Collection Fund in the Comprehensive Income and Expenditure Statement and the amount required by regulations to be credited to the

	2020/21	2019/20
	£000	£000
Balance at 1 April	1,535	1,169
Amount by which council tax income credited to the Comprehensive Income and Expenditure Statement is different from council tax income calculated for the year in accordance with statutory requirements	120	64
Amount by which non domestic rate income credited to the Comprehensive Income and Expenditure Statement is different from non domestic rate income calculated for the year in accordance with statutory requirements	6,691	302
<b>Balance at 31 March</b>	<b>8,346</b>	<b>1,535</b>

## Note 22 - Cash Flow Statement - Operating Activities

The cash flows for operating activities include the following items:

	2020/21	2019/20
	£000	£000
Interest received	693	926
Interest paid	(386)	(438)
<b>Balance at 31 March</b>	<b>307</b>	<b>488</b>



# Notes to the Core Financial Statements

## Note 22 - Cash Flow Statement - Operating Activities (continued)

Adjustments to the net surplus on the provision of services for non cash movements:

	<b>2020/21</b>	<b>2019/20</b>
	<b>£000</b>	<b>£000</b>
Depreciation, revaluations and impairments	(4,835)	(3,206)
Increase in creditors	(12,716)	(3,061)
Increase in debtors	106	3,216
(Decrease)/Increase in inventories	(16)	(40)
Movement in pension liability	(941)	(2,201)
Carrying amount of non current assets sold	(665)	(23)
Other non cash items charged to the net surplus/deficit	(3,030)	2,801
	<b>(22,097)</b>	<b>(2,514)</b>

Adjustments for items included in the net surplus or deficit on the provision of services that are investing and financing activities:

	<b>2020/21</b>	<b>2019/20</b>
	<b>£000</b>	<b>£000</b>
Capital grants credited to the net surplus or deficit on the provision of services	1,109	1,770
Proceeds from the sale of property, plant and equipment, investment property and intangible assets	626	1,300
	<b>1,735</b>	<b>3,070</b>

## Note 23 - Cash Flow Statement - Investing Activities

	<b>2020/21</b>	<b>2019/20</b>
	<b>£000</b>	<b>£000</b>
Purchase of property, plant and equipment, investment property and intangible assets	17,798	13,453
Purchase of short term and long term investments	49,506	46,752
Other payments for investing activities	1,812	375
Proceeds from the sale of non current assets	(1,119)	(1,309)
Proceeds from short term and long term investments	(57,000)	(50,800)
Other receipts from investing activities	(2,051)	(2,050)
<b>Net cash flows from investing activities</b>	<b>8,946</b>	<b>6,421</b>

## Note 24 - Cash Flow Statement - Financing Activities

	<b>2020/21</b>	<b>2019/20</b>
	<b>£000</b>	<b>£000</b>
Receipts from short-term borrowing	(57,650)	(44,120)
Council tax and NDR adjustments	11,639	4,426
Repayment of short-term borrowing	44,120	39,550
<b>Balance at 31 March</b>	<b>(1,891)</b>	<b>(144)</b>

# Notes to the Core Financial Statements

## Note 25 - Trading Operations

The Council maintains the following trading units, which operate in a competitive environment.

	2020/21			2019/20		
	Turnover	Expenditure	Deficit/ (Surplus)	Turnover	Expenditure	Deficit/ (Surplus)
	£000	£000	£000	£000	£000	£000
<b>Trading Operations Included in Cost of Services</b>						
Broxbourne Sport and Broxbourne Leisure and Culture	(980)	3,530	2,550	(5,730)	6,051	321
	<b>(980)</b>	<b>3,530</b>	<b>2,550</b>	<b>(5,730)</b>	<b>6,051</b>	<b>321</b>
<b>Trading Operations Included in Financing and Investment Income and Expenditure</b>						
Commercial Properties	(9,465)	3,179	(6,286)	(8,469)	2,453	(6,016)
	<b>(9,465)</b>	<b>3,179</b>	<b>(6,286)</b>	<b>(8,469)</b>	<b>2,453</b>	<b>(6,016)</b>
<b>Total Trading Operations</b>	<b>(10,445)</b>	<b>6,709</b>	<b>(3,736)</b>	<b>(14,199)</b>	<b>8,504</b>	<b>(5,695)</b>

Trading operations are incorporated into the Comprehensive Income and Expenditure Statement. They are an integral part of the Council's services to the public (e.g. leisure management). The income and expenditure of Broxbourne Sport and Broxbourne Leisure and Culture is included in the cultural and related services line in the Cost of Services. Only the net surplus achieved by commercial properties is included as Financing and Investment Income and Expenditure (see note 8).

The Broxbourne Sport and Broxbourne Leisure and Culture trading operation runs the Council's two sports centres - Laura Trott and John Warner - as well as other leisure facilities within the Borough such as Cheshunt Park Golf Centre and The Spotlight.

## Note 26 - Members' Allowances

The Council paid the following amounts to members of the Council during the year:

	2020/21	2019/20
	£000	£000
Allowances (including national insurance contributions)	241	234
Expenses	-	1
<b>Balance at 31 March</b>	<b>241</b>	<b>235</b>

# Notes to the Core Financial Statements

## Note 27 - Officers' Remuneration

The Council is required to disclose the remuneration of senior officers whose salary exceeds £50,000. Senior officers are defined as those who are responsible for departments within the Council, report directly to the Chief Executive and form the Corporate Management Team.

	Year	Salary	Expenses, Fees and Allowances	Pension Contribution	Total
Chief Executive	2020/21	129,424	10	30,323	<b>159,757</b>
	2019/20	125,356	87	29,507	<b>154,950</b>
Director of Finance	2020/21	100,313	-	23,299	<b>123,612</b>
	2019/20	90,106	210	20,936	<b>111,252</b>
Director of Environmental Services	2020/21	100,313	-	22,925	<b>123,238</b>
	2019/20	90,106	-	20,897	<b>111,003</b>
Head of Legal Services	2020/21	77,268	6	17,947	<b>95,221</b>
	2019/20	75,000	84	17,240	<b>92,324</b>

The number of employees of other employees whose remuneration (excluding employer's pension contributions) was £50,000 or more in bands of £5,000 was:

	2020/21	2019/20
<b>Remuneration Band</b>	<b>Number of Employees</b>	
£50,000 - £54,999	5	3
£55,000 - £59,999	3	7
£60,000 - £64,999	4	-
<b>Total</b>	<b>12</b>	<b>10</b>

# Notes to the Core Financial Statements

## Note 27 - Officers' Remuneration (continued)

The number of exit packages with total cost per band and total cost of the redundancies (compulsory and other) and all other exit packages are set out in the table below:

Exit package cost band (including special payments)	Number of compulsory redundancies		Number of other departures agreed		Total number of exit packages by cost band		Total cost of exit packages in each band	
	2020/21	2019/20	2020/21	2019/20	2020/21	2019/20	2020/21	2019/20
							£	£
£0-£20,000	12	-	14	4	26	4	148,903	1,963
£20,001 - £40,000	-	-	-	-	-	-	-	-
£40,001 - £60,000	2	-	-	-	2	-	110,053	-
£60,001 - £80,000	-	-	-	-	-	-	-	-
£80,001 - £100,000	-	-	-	-	-	-	-	-
£100,000 - £150,000	-	-	-	-	-	-	-	-
<b>Total cost included in bandings and in the CIES</b>	<b>241,827</b>	<b>-</b>	<b>17,129</b>	<b>1,963</b>	<b>258,956</b>	<b>1,963</b>	<b>258,956</b>	<b>1,963</b>

## Note 28 - External Audit Fees

The Council has incurred the following fees payable to Ernst & Young LLP relating to external audit services:

	2020/21	2019/20
	£000	£000
External audit services	55	57
Certification of grant claims and returns	31	33
<b>Total</b>	<b>86</b>	<b>90</b>

# Notes to the Core Financial Statements

## Note 29 - Grants

The Council received the following grants and contributions, which are recorded in the Comprehensive Income and Expenditure Statement:

### Credited to Taxation and Non Specific Grant Income

	2020/21	2019/20
	£000	£000
<i>Revenue Grants</i>		
Revenue Support Grant	55	-
New Homes Bonus	492	498
Business Rate s31 Grant	-	1,734
<b>Total</b>	<b>547</b>	<b>2,232</b>

### *Capital Grants and Contributions (used to fund capital expenditure)*

Hertfordshire Local Enterprise Partnership	372	143
Other Grants	102	57
Planning Benefit Agreements (s106 monies)	72	1,518
<b>Total</b>	<b>546</b>	<b>1,718</b>

### *Capital Grants and Contributions (not yet applied to capital expenditure)*

Disabled Facilities Grants	25	9
Other Grants and Contributions	-	43
<b>Total</b>	<b>25</b>	<b>52</b>

### Credited to Services

Housing Benefit Grant	25,092	29,153
Benefit Administration Grant	260	254
Council Tax Support Grant	105	106
Covid Assistance	2,694	-
Flexible Homeless Support Grant	567	567
Police and Crime Commissioner	19	86
Air Quality Grant	50	326
Other Grants	733	682
<b>Total</b>	<b>29,520</b>	<b>31,174</b>

### Capital Grant Receipts in Advance

Planning Benefit Agreements (s106 monies)	11,931	10,919
<b>Total</b>	<b>11,931</b>	<b>10,919</b>

# Notes to the Core Financial Statements

## Note 30 - Related Parties

The Council is required to disclose material transactions with related parties – bodies or individuals that have the potential to control or influence the Council or to be controlled or influenced by the Council. Disclosure of these transactions allows readers to assess the extent to which the Council might have been constrained in its ability to operate independently or might have secured the ability to limit another party's ability to bargain freely with the Council.

The UK Government has effective control over the general operations of the Council – it is responsible for providing the statutory framework within which the Council operates, provides funding in the form of grants and prescribes the terms of many of the transactions the Council has with other parties (e.g. housing benefits). Government grants received during the year are set out in Note 3 - Expenditure and Income Analysed by Nature and Note 29 on Grants.

The Council has two wholly owned and controlled limited companies, Badger BC Investments Ltd and Broxbourne Environmental Services Trading Ltd. During the year the companies boards comprised of three Council Officers. Information concerning these companies is set out in Note 33 on Investments in Companies and Group Relationships. The Council also has a one eighth share in Hertfordshire Building Control Ltd. This company is owned equally by eight Hertfordshire authorities. The Head of Finance sits on the Board of this company.

At the 31 March 2021 Broxbourne Council was owed £1,525,773, by Broxbourne Environmental Services Trading Ltd and £12,276,751 by Badger BC Investments Ltd. It owed £574,975 to Broxbourne Environmental Services Trading Ltd and £6,167 to Badger BC Investments Ltd.

Members of the Council have direct control over the Council's financial and operating policies. During 2020/21 the Grants Panel approved grants totalling £37,029 of which £26,571 (£38,129 in 2019/20) was paid to voluntary organisations in which seven members had an interest. In each of these cases, the relevant members did not take part in any discussion or decision relating to the grants.

No other material transactions have been identified for disclosure which are not shown elsewhere in the Statement of Accounts.

## Note 31 - Leases

### The Council as Lessee

#### *Operating Leases*

The Council uses a number of items of equipment financed under the terms of an operating lease. In addition, the Council rents eight properties. The future minimum lease payments due under non-cancellable leases in future years are:

	2020/21		2019/20	
	Buildings	Equipment	Buildings	Equipment
	£000	£000	£000	£000
Not later than one year	645	5	1,406	5
Later than one year and not later than five years	448	-	654	2
	<b>1,093</b>	<b>5</b>	<b>2,060</b>	<b>7</b>

The amount charged to the Comprehensive Income and Expenditure Statement during 2020/21 in respect of leases was £944,363 (£932,998 in 2019/20).

# Notes to the Core Financial Statements

## Note 31 - Leases (continued)

### The Council as Lessor

#### Operating Leases

The Council leases out properties under operating leases for the provision of community services, such as sports facilities, community centres and for economic development purposes to provide suitable affordable accommodation for local businesses.

	2020/21	2019/20
	£000	£000
Not later than one year	9,260	7,731
Later than one year and not later than five years	18,537	22,549
Later than five years	44,294	47,157
	<b>72,091</b>	<b>77,437</b>

The minimum lease payments receivable do not include rents that are contingent on events taking place after the lease was entered into, such as adjustments following rent reviews. In 2020/21 no material contingent rents were receivable by the Council.

#### Finance Leases

The Council has leased out land at Woollensbrook, Hoddesdon, for a crematorium and cemetery to Westerleigh PLC, on a finance lease with a remaining term of 94 years.

The Council has a total investment in the lease, made up of the minimum lease payments expected to be received over the remaining term. There is not expected to be any residual value in the land when the lease comes to an end. The minimum lease payments comprise settlement of the long term debtor for the right to the property acquired by the lessee and finance income that will be earned by the Council in future years whilst the debtor remains outstanding. The gross investment is made up of the following amounts:

	2020/21	2019/20
	£000	£000
Finance lease debtor (net present value of minimum lease payments):		
Not later than one year	10	10
Later than one year	375	380
Unearned finance income	565	570
<b>Total</b>	<b>950</b>	<b>960</b>

The gross investment in the lease and the minimum lease payments will be received over the following periods:

	Gross Investment in the Lease		Minimum Lease Payments	
	31 March 2021	31 March 2020	31 March 2021	31 March 2020
	£000	£000	£000	£000
Not later than one year	10	10	10	10
Later than one year and not later than five years	40	40	39	39
Later than five years	900	910	336	338
	<b>950</b>	<b>960</b>	<b>385</b>	<b>387</b>

The minimum lease payments do not include lease payments that are contingent on events taking place after the lease was entered into.

# Notes to the Core Financial Statements

## Note 32 - Defined Benefit Pension Scheme

### Participation in Pension Schemes

As part of the terms and conditions of employment of its officers and other employees, the Council offers retirement benefits. Although these benefits will not actually be payable until employees retire, the Council has a commitment to make the payments that needs to be disclosed at the time that employees earn their future entitlement.

The Council participates in the Local Government Pension Scheme, a funded defined benefit scheme administered by Hertfordshire County Council.

### (a) Transactions Relating to Post Employment Benefits

The costs of retirement benefits are recognised in the Cost of Services when they are earned by employees, rather than when the benefits are eventually paid as pensions.

However, as the charge the Council is required to make against council tax is based on the cash payable in the year, the real cost of retirement benefits is reversed out of the General Fund via the Movement in Reserves Statement. The following transactions have been made in the Comprehensive Income and Expenditure Statement and the General Fund Balance via the Movement in Reserves Statement during the year:

	2020/21	2019/20
	£000	£000
<b>Comprehensive Income and Expenditure Statement</b>		
<i>Service Cost Comprising:</i>		
Current service cost	2,193	2,828
Past service cost	9	328
<i>Financing and Investment Income and Expenditure</i>		
Net interest expense	265	547
<b>Total Post Employment Benefit Charged to the Surplus of Deficit on the Provision of Services</b>	<b>2,467</b>	<b>3,703</b>
<i>Other Post Employment Benefit Credited to the Comprehensive Income and Expenditure Statement</i>		
<i>Remeasurement of the net defined benefit liability comprising:</i>		
Return on plan assets (excluding the amount included in the net interest expense)	(17,313)	5,939
Actuarial gains/(losses) arising on changes in demographic	1,524	(2,614)
Actuarial gains/(losses)/arising on changes in financial assumptions	25,679	(8,837)
Actuarial (losses) arising on changes in experience assumptions	(1,178)	(8,375)
<b>Total Post Employment Benefit Charged to the Comprehensive Income and Expenditure Statement</b>	<b>11,179</b>	<b>(10,184)</b>
<b>Movement in Reserves Statement</b>		
Reversal of net charges made to the Surplus or Deficit on the Provision of Services for post employment benefits in accordance with the code	(2,467)	(3,703)
<b>Actual Amount Charged Against the General Fund Balance for Pensions in the Year:</b>		
Employer's contributions payable to scheme	1,525	1,502



# Notes to the Core Financial Statements

## Note 32 - Defined Benefit Pension Scheme (continued)

### (b) Pensions Assets and Liabilities Recognised in the Balance Sheet

	2020/21	2019/20
		Restated
	£000	£000
Opening fair value of scheme assets	90,419	96,988
Interest Income	2,063	2,313
<i>Remeasurement gain/(loss):</i>		
The return on plan assets, excluding the amount included in the net interest expense	17,313	(3,593)
Other experience	-	(3,648)
Contributions from employer	1,525	1,502
Contributions from employees into scheme	435	424
Benefits paid	(3,323)	(3,567)
<b>Balance at 31 March</b>	<b>108,432</b>	<b>90,419</b>

#### Reconciliation of Present Value of the Scheme Liabilities

Balance at 1 April	101,642	118,595
Current service cost	2,193	2,828
Past service cost (including curtailments)	9	332
Interest cost	2,328	2,856
Contributions by scheme participants	435	424
<i>Remeasurement (loss)/gain:</i>		
Actuarial gains/(losses) arising on changes in demographic assumptions	1,524	(2,614)
Actuarial gains/(losses) arising on changes in financial assumptions	25,679	(8,837)
Actuarial losses arising on changes in experience assumptions	(1,178)	(8,375)
Benefits paid	(3,323)	(3,567)
<b>Balance at 31 March</b>	<b>129,309</b>	<b>101,642</b>

	2020/21	2019/20
		Restated
	£000	£000
Present value of the defined benefit obligation	(129,309)	(101,642)
Fair value of plan assets	108,432	90,419
<b>Net Liability Arising from Defined Benefit Obligation</b>	<b>(20,877)</b>	<b>(11,223)</b>

# Notes to the Core Financial Statements

## Note 32 - Defined Benefit Pension Scheme (continued)

### (c) Local Government Pension Scheme Assets Comprised:

	2020/21	2019/20
		<b>Restated</b>
	<b>£000</b>	<b>£000</b>
Equity securities:		
Consumer	964	1,726
Manufacturing	850	1,378
Financial institutions	695	1,325
Health and care	429	814
Information technology	2,472	3,098
Other	97	148
Debt securities		
UK Government	5,556	2,343
Other	2,474	-
Private equity	6,518	4,837
Real estate		
UK property	6,000	2,734
Overseas property	4,997	5,396
Investment funds and unit trusts		
Equities	49,882	28,128
Bonds	17,534	29,644
Infrastructure	45	83
Other	6,909	6,908
Foreign exchange derivatives	(43)	(96)
Cash and cash equivalents	3,053	1,953
<b>Total assets</b>	<b>108,432</b>	<b>90,419</b>

# Notes to the Core Financial Statements

## Note 32 - Defined Benefit Pension Scheme (continued)

### (d) Basis for Estimating Assets and Liabilities

Liabilities have been assessed on an actuarial basis using the projected unit method to arrive at an estimate of the pensions that will be payable in future years dependent on assumptions about mortality rates, salary levels, etc. The pension fund liabilities have been assessed by Hymans Robertson, an independent firm of actuaries with estimates being based on the latest full valuation of the scheme as at 31 March 2019.

The principal assumptions used in the actuary's calculations are:

	2020/21	2019/20
Mortality assumptions:		
Longevity at 65 for current pensioners:		
Men	22.1 years	21.9 years
Women	24.5 years	24.1 years
Longevity at 65 for future pensioners:		
Men	23.2 years	22.8 years
Women	26.2 years	25.5 years
Rate of inflation	3.3%	2.7%
Rate of increase in salaries	3.3%	2.3%
Rate of increase in pensions	2.9%	1.9%
Rate for discounting scheme liabilities	2.0%	2.3%

The estimation of the defined benefit obligations is sensitive to the actuarial assumptions set out above. The sensitivity analysis below have been determined based on reasonably possible changes of the assumptions occurring at the end of the reporting period and assumes for each change that the assumption analysed changes while all other assumptions remain constant. The assumptions in longevity, for example, assume that life expectancy increases or decreases for men and women. In practice, this is unlikely to occur, and changes in some assumptions may be interrelated. The estimations in the sensitivity analysis have followed the accounting policies for the scheme, i.e. on an actuarial basis using the projected unit credit method. The methods and types of assumptions used in preparing the sensitivity analysis below did not change from those used in the previous period.

### (e) Local Government Pension Scheme Assets Comprised:

	Increase in Assumption £000	Decrease in Assumption £000
Rate for discounting scheme liabilities (decrease 0.1%)		2,404
1 year increase in member life expectancy	5,172	
Rate of increase in salaries (increase by 0.1%)	177	
Rate of increase in pensions (increase by 0.5%)	2,202	
	<b>7,551</b>	<b>2,404</b>



### (f) Impact on the Council's Cash Flows

The objectives of the scheme are to keep employer's contributions at as constant a rate as possible. Funding levels are monitored on an annual basis.

# Notes to the Core Financial Statements

## Note 33 - Investments in Companies and Group Relationships

The Council holds the following investments in companies. These investments have been considered for inclusion within the Council's group boundary, as explained in the accounting policy (13) for Group Accounts. Group accounts have been prepared consolidating Badger BC Investments Limited and Broxbourne Environmental Services Trading Limited.

Name	Nature of Business	Owned %	Nominal
	A wholly owned and controlled limited company that was set up to acquire, develop and refurbish homes to provide rental properties to tenants wishing to live in the private sector, but with the assurance that the accommodation is managed by a responsible landlord.	100%	£1
	A wholly owned and controlled limited company set up to deliver the Council's front-line services of waste and recycling collections, cemetery services, management of parks and open spaces including grounds maintenance, markets, street cleaning and enforcement.	100%	£1

In addition to the above, the Council also has an interest in Hertfordshire Building Control Limited, this company is owned equally by eight Hertfordshire authorities. The Council holds 12.5% of the share capital of £8 and is represented on the board. The Company aims to provide a more flexible and efficient response to building control issues across the County. Control is shared equally among the eight partners and the Company operates out of the offices of Welwyn Hatfield Borough Council.

In 2020/21 the Council's share of profit for the year amounted to £29k (2019/20 £33k). In August 2016 the Council made a loan to the Company of £107k, which is held in Long Term Debtors on the Balance Sheet.

## Note 34 - Assumptions made about the Future and Other Major Sources of Estimation Uncertainty

The preparation of financial statements requires management to make judgements, estimates and assumptions that affect the amounts reported for assets and liabilities as at the balance sheet date and the amounts reported for the revenues and expenses during the year. However, the nature of estimation means that actual outcomes could differ from those estimates. The key judgements and estimation uncertainty that have a significant risk of causing material adjustments to the carrying amounts of assets and liabilities within the next financial year are:

### Pension Liability

Estimation of the net liability to pay pensions depends on a number of complex judgements relating to the discount rate used, the rate at which salaries are projected to increase, changes in retirement ages, mortality rates and expected returns on pension fund assets. A firm of consulting actuaries is engaged to provide the Council with expert advice about the assumptions to be applied.

The effects on the net pensions liability of changes in individual assumptions can be measured. For instance, a 0.1% decrease in the discount rate assumption would result in a increase in the pension liability of £2.4 million. However, the assumptions interact in complex ways. During 2020/21, the Council's actuaries advised that the net pension liability had increased by £9.7 million to £20.1 million as a result of changes in estimates and the updating of assumptions. The pension valuations have been provided amidst the economic uncertainty of COVID-19 and thus valuations and estimations are subject to a level of future uncertainty.

### Provisions

The Council has made a provision of £0.054 million for the levy from the scheme administrator of Municipal Mutual Insurance Limited (in Scheme of Arrangement) (MMI). One of the terms of the original scheme was that if the company failed to secure solvent run off then a contribution would be taken from the scheme creditors of which the Council is one. No demands have been made by the administrator during 2020/21.

This provision is taken from an actuarial assessment based on pessimistic assumptions of the funding required by MMI to meet its financial obligations. The Council could be required to make further levy contributions depending on future claims development and MMI's investment return.

The Council holds the liability for refunding ratepayers who have successfully appealed against rateable value of their properties. It is unknown how many of the outstanding appeals will be successful, though estimation techniques have

# Notes to the Core Financial Statements

## Note 34 - Assumptions made about the Future and Other Major Sources of Estimation Uncertainty (continued)

been applied to the outstanding appeals using historic success rate data.

The carrying amount of the provision is £3.1m, of which the Council's share of £1.3m is reflected in the accounts. An increase in the overall success rate by 5% would change the required provision by £0.16m.

### Arrears

At 31 March 2021 the Council had a balance of sundry debtors of £39.321 million. An allowance for the non collection of debt is made at each year end, based on a combination of how long the debt has been outstanding and previous experience of recovery rates. However, the current economic climate means that there is added uncertainty about both the amount of income that the Council is likely to raise and the likely recovery rates. The wide variety of income sources and the different factors affecting each make it difficult to assess the potential impact of future changes and there may be additional credit risks, potential bad debts and write-offs as a result of COVID-19. The total income raised by the Council in 2020/21 from sales, fees and charges and rents was £19.5 million therefore the impact of a 2% decrease in collection rates would be a loss of income of £0.39 million.

### Property, Plant and Equipment and Investment Properties

Assets are included on the basis of valuations and assessed useful lives determined by the Council's valuer, on the basis of standards of professional practice set out by the Royal Institute of Chartered Surveyors (RICS). The assumptions underlying such valuations (such as market conditions) and the assessment of useful lives are subject to revision and therefore the valuations would also change.

The valuations have been provided amidst the economic uncertainty created as a result of COVID-19 and thus valuations have been reported subject to a Material Valuation Uncertainty clause. The inclusion of the Material Valuation Uncertainty declaration does not mean however, that the valuations can not be relied upon, rather that the declaration has been included to ensure transparency of the fact that, in the current extraordinary circumstances, less certainty can be attached to the valuations that would otherwise be the case. Material uncertainty only applies to leisure and retail assets.

If market conditions are impacted by the Covid-19 pandemic, every 5% change in value would be equal to a change in the net assets of the Council of £8.3m.

Any change in valuation or useful life of a Property, Plant and Equipment asset would affect the carrying value of the asset on the Balance Sheet and the charge for depreciation or impairment in the Comprehensive Income and Expenditure Statement. It is estimated that the annual depreciation charge for buildings would increase by £0.36 million for every year that useful lives had to be reduced. These changes do not have an impact on the Council's General Fund position as the Council is not required to fund such non cash items from council tax.

### Fair Value Measurements

When the fair values of financial assets and financial liabilities cannot be measured based on quoted prices in active markets (i.e. Level 1 inputs), their fair value is measured using valuation techniques (e.g. quoted prices for similar assets or liabilities in active markets or the discounted cash flow (DCF) model). Where possible, the inputs to these valuation techniques are based on observable data, but where this is not possible judgement is required in establishing fair values. These judgements typically include considerations such as uncertainty and risk. However, changes in the assumptions used could affect the fair value of the Council's assets and liabilities.

Where Level 1 inputs are not available, the Council employs relevant experts to identify the most appropriate valuation techniques to determine fair value (for example for Investment Properties, the Council's chief valuation officer and external valuers).

Information about the valuation techniques and inputs used in determining the fair value of the Council's assets and liabilities is disclosed in note 12.

The Council uses the discounted cash flow (DCF) model to measure fair value of some of its operational properties the Laura Trott Leisure Centre and The Spotlight and Financial Assets (amounts deposited at banks and building societies and amounts lent to other councils). The Council measures the values of its Investment Properties based on fair value market comparables.

Significant changes in any of the unobservable inputs would result in a significantly lower or higher fair value

## Note 35 - Nature and Extent of Risks Arising from Financial Instruments

The Council's activities expose it to a variety of financial risks:

- Credit risk - the possibility that other parties might fail to pay amounts due the Council.
- Liquidity risk - the possibility that the Council might not have funds available to meet its commitments to make payments.

# Notes to the Core Financial Statements

## Note 35 - Nature and Extent of Risks Arising from Financial Instruments (continued)

- Market risk - the possibility that financial loss might arise for the Council as a result of changes in interest rates.

The Council's overall risk management programme focuses on the unpredictability of financial markets and seeks to minimise potential adverse effects on the resources available to fund services. Risk management is undertaken by the Finance Department under policies approved by the Council in the Annual Treasury Management Strategy. The Council provides written principles for overall risk management and written policies covering specific areas such as interest rate risk, credit risk and investment of surplus cash are set out in the Treasury Management Policy Statement and Treasury Management Practices.

### Credit risk

Credit risk arises from deposits with banks and financial institutions, as well as credit exposure to the Council's customers. The Council manages credit risk by ensuring that investments are only placed with organisations of high credit quality as set out in the Treasury Management Strategy. These include rated commercial entities, the UK government, other local authorities and organisations without credit ratings, upon which the Council has received independent investment advice.

Recognising that credit ratings are imperfect predictors of default, the Council has regard to other measures including credit default swap entitles and equity prices when selecting commercial entities for investment.

A limit of £5 million is placed on the amount of money that can be invested with a single counterparty (other than the UK government). The Council also sets limits on investments in certain sectors. No more than £18 million in total can be invested for a period longer than one year.

	Amount at 31 March 2021	Historical experience of default	Estimated maximum exposure to default and uncollectability
	£000	%	£000
Customers	5,388	0.10	5

Amounts due by customers at 31 March 2020 and written off during 2020/21 has been used as the basis for the historical experience default percentage.

The Council does not generally extend credit to its customers beyond 14 days. At 31 March 2021, of the total debtor balances for invoiced debt of £5.388 million, the past due amount was 2.420 million, which can be analysed by age as follows:

	31 March 2021	31 March 2020
Customer Debts	£000	£000
Less than three months	791	155
Three months to one year	1,018	108
More than one year	611	403
<b>Total</b>	<b>2,420</b>	<b>666</b>

### Market risk

#### Liquidity risk

The Council has a comprehensive cash flow management system that seeks to ensure that cash is available as needed. The Council currently has eight short term borrowings from other Local Authorities. Immediately accessible funds are also maintained in call accounts and money market funds within investments. The level of funds to be committed for periods in excess of one year is limited to 50% of the total investment portfolio. There is no significant risk that the Council will be unable to raise finance to meet its commitments under financial instruments.

All trade and other payables are due to be paid in less than one year.

# Notes to the Core Financial Statements

## Note 35 - Nature and Extent of Risks Arising from Financial Instruments (continued)

### Market risk (continued)

Interest rate risk

The Council is exposed to risk in terms of its exposure to interest rate movements on its investments.

A rise in interest rates would have the following effects:

- Investments at variable rates - the interest income credited to the Comprehensive Income and Expenditure Statement will increase.
- Investments at fixed rates - the fair value of the assets will fall.

Changes in interest receivable on variable rate investments will be debited or credited to the Comprehensive Income and Expenditure Statement and impact on the General Fund Balance. Movements in the fair value of fixed rate investments will be reflected in the Movement in Reserves Statement.

As at 31 March 2021 £3.72 million of the Council's investments had a potential exposure to risk from changes in interest rates.

A +/-1% change in interest rates equates to approximately +/- £37,200 per annum.

As the Council generally has a policy of making a revenue contribution to capital equal to the interest it achieved on its investments, variations in interest rates do not impact on its annual revenue budget.

- Price risk

The Council does not invest in equity shares, other than the wholly owned subsidiaries Badger BC Investments Ltd and Broxbourne Environmental Services Trading Ltd. Where it has an equity share value of £1 in each subsidiary.

- Foreign exchange risk

The Council has no financial assets or liabilities denominated in foreign currencies and therefore has no exposure to loss arising from movements in exchange rates.

## Note 36 - Accounting Standards that have been Issued, but not yet Adopted

The Code of Practice on Local Authority Accounting in the United Kingdom (the Code) requires the disclosure of information relating to the expected impact of an accounting change that will be required by a new standard that has been issued but not yet adopted. This applies to the adoption of the following new or amended standards within the 2021/22 Code:

- Amendments to IFRS Business Combinations
- Interest Rate Benchmark Reform: Amendments to IFRS9, IAS 39 and IFRS7
- Interest Rate Benchmark Reform: - Phase 2: Amendments to IFRS9, IAS 39, IFRS7, IFRS4 and IFRS 16.

IFRS 16—Leases has a delayed required implementation date of 1 April 2022 and will not impact the 2020/21 Statement of Accounts. The Council is currently assessing the impact IFRS 16 will have and the impact may be material.

## Note 37 - Events After the Balance Sheet Date

These accounts have been authorised for issue on 28 July 2022 by the Director of Finance (Chief Finance Officer). Events taking place after this date are not reflected in the financial statements or notes.

# Notes to the Core Financial Statements

## Note 38 - Accounting Policies

### 1 General Principles

The Council is required to prepare an annual Statement of Accounts by the Accounts and Audit Regulations 2015, in accordance with proper accounting practices. These practices primarily comprise the Code of Practice on Local Authority Accounting in the United Kingdom 2020/21 (The Code), and the Service Reporting Code of Practice 2020/21 (SeRCOP), supported by International Financial Reporting Standards (IFRS).

The accounting convention adopted is principally historical cost, modified by the revaluation of certain categories of non current assets and financial instruments.

### 2 Accruals of Income and Expenditure

Activity is accounted for in the year that it takes place, not simply when cash payments are made or received. In particular:

- Revenue from contracts with service recipients, whether for services or the provision of goods, is recognised when (or as) the goods or services are transferred to the service recipient in accordance with the performance obligations in the contract.
- Supplies are recorded as expenditure when they are consumed – where there is a gap between the date supplies are received and their consumption they are carried as inventories on the Balance Sheet.
- Expenditure in relation to services received (including services provided by employees) are recorded as expenditure when the services are received rather than when payments are made.
- Interest receivable on investments and payable on borrowings is accounted for respectively as income and expenditure on the basis of the effective interest rate of the relevant financial instrument rather than the cash flows fixed or determined by the contract.
- Where revenue and expenditure have been recognised but cash has not been received or paid, a debtor or creditor for the relevant amount is recorded in the Balance Sheet. Where debts may not be settled, the balance of debtors is written down and a charge made to revenue for the income that may not be collected.

### 3 Cash and Cash Equivalents

Cash is represented by cash in hand and 'callable' deposits with financial institutions repayable without penalty on notice of not more than 24 hours. Cash equivalents are investments that mature within three months or less from the date of acquisition and that are therefore readily convertible to known amounts of cash with insignificant risk of change in value.

In the Cash Flow Statement, cash and cash equivalents are shown net of bank overdrafts that are repayable on demand.

### 4 Prior Period Adjustments, Changes in Accounting Policies, Estimates and Errors

Prior period adjustments may arise as a result of a change in accounting policy or to correct a material error. Changes in accounting estimates are accounted for in the current and future years affected by the change and do not give rise to a prior period adjustment. Changes in accounting policies are only made when required by proper accounting practices or the change provides more reliable or relevant information about the effects of transactions, other events and conditions on the Council's financial position or financial performance. Where a change is made, it is applied retrospectively (unless otherwise stated) by adjusting opening balances and comparative amounts for the prior period as if the new policy had always been applied. Any material errors discovered in prior period figures are corrected retrospectively by amending opening balances and comparative amounts for the prior period.

### 5 Charges to Revenue for Non Current Assets

Service revenue accounts, support services and trading accounts are debited with the following amounts to record the cost of holding non current assets during the year:

- Depreciation attributable to the assets used by the relevant service.
- Revaluation and impairment losses on assets used by the service where there are no accumulated gains in the Revaluation Reserve against which the losses can be written off.
- Amortisation of intangible assets attributable to the service.



# Notes to the Core Financial Statements

## Note 38 - Accounting Policies (continued)

The Council is not required to raise council tax to fund depreciation, amortisation, revaluation or impairment losses. These charges are therefore removed from the General Fund Balance, by way of an adjusting transaction within the Capital Adjustment Account in the Movement in Reserves Statement.

### 6 Council Tax and Non-Domestic Rates

The Council, as a billing authority, acts as an agent, collecting council tax and non-domestic rates (NDR) on behalf of Hertfordshire County Council (and the government for NDR) and, as a principal, collecting council tax and NDR for itself. The Council is required, by statute to maintain a separate fund (i.e. the Collection Fund) for the collection and distribution of amounts due in respect of council tax and NDR. Under the legislative framework for the Collection Fund, the Council, Hertfordshire County Council and the government share proportionately the risks and rewards that the amount of council tax and NDR collected could be less or more than predicted.

**Accounting for Council Tax and NDR:** The council tax and NDR income included in the Comprehensive Income and Expenditure Statement is the Council's share of accrued income for the year. However, regulations determine the amount of council tax and NDR that must be included in the Council's General Fund. Therefore, the difference between the income included in the Comprehensive Income and Expenditure Statement and the amount required by regulation to be credited to the Collection Fund Adjustment Account is included as a reconciling item in the Movement in Reserves Statement.

The Balance Sheet includes the Council's share of the end of year balances in respect of council tax and NDR relating to arrears, impairment allowances for doubtful debts, overpayments and prepayments and appeals.

### 7 Employee Benefits

**Benefits Payable During Employment:** Short term employee benefits are those due to be settled within 12 months of the year end. They include such benefits as wages and salaries, paid annual leave, paid sick leave, bonuses and non-monetary benefits for current employees. These benefits are recognised as an expense for services in the year in which employees render service to the Council. An accrual is made for the cost of holiday entitlements earned by employees but not taken before the year end which employees can carry forward into the next financial year. The accrual is charged to the Surplus or Deficit on the Provision of Services, but then reversed out through the Movement in Reserves Statement so that holiday entitlements are charged to revenue in the financial year in which the holiday absence occurs.

**Termination Benefits:** Termination benefits are amounts payable as a result of a decision by the Council to terminate an officer's employment before the normal retirement date or an officer's decision to accept voluntary redundancy. They are charged on an accruals basis to the appropriate service in the Comprehensive Income and Expenditure Statement when the Council is demonstrably committed to the termination of the employment or making an offer to encourage voluntary redundancy. Where termination benefits involve the enhancement of pensions, statutory provisions require the General Fund Balance to be charged with the amount payable by the Council to the pension fund or pensioner in the year, not the amount calculated according to the relevant accounting standards. In the Movement in Reserves Statement, appropriations are required to and from the Pensions Reserve to remove the notional debits and credits for pension enhancements and replace them with debits for the cash paid to the pension fund and pensioners and any such amounts payable but unpaid at the year end.

**Post-Employment Benefits:** Employees of the Council are members of the Local Government Pension Scheme administered by Hertfordshire County Council. This scheme provides defined benefits to members, earned during employment for the Council. This is accounted for as a defined benefits scheme:

- The liabilities of the pension scheme attributable to the Council are included in the Balance Sheet on an actuarial basis using the projected unit method – i.e. an assessment of the future payments that will be made in relation to retirement benefits earned to date by employees, based on assumptions about mortality rates, employee turnover rates, etc, and projections of future earnings for current employees.
- Liabilities are discounted to their value at current prices, using a discount rate of 2.0% (2019/20 2.3%) (based on the indicative rate of return on the single average gilt yield plus the mean credit spread on AA corporate bonds).
- The assets of the Hertfordshire County Council pension fund attributable to the Council are included in the Balance Sheet at their fair value:
  - Quoted securities – current bid price
  - Unquoted securities – professional estimate

# Notes to the Core Financial Statements

## Note 38 - Accounting Policies (continued)

- Unitised securities – current bid price
- Property – market value

The change in the net pensions liability is analysed into the following components:

- Service cost comprising:
  - Current service cost – the increase in liabilities as a result of years of service earned this year, allocated in the Comprehensive Income and Expenditure Statement to the services for which the employees worked.
  - Past service cost – the increase in liabilities as a result of a scheme amendment or curtailment whose effect relates to years of service earned in earlier years, debited to the Surplus or Deficit on the Provision of Services in the Comprehensive Income and Expenditure Statement as part of Non Distributed Costs.
  - Net interest on the net defined benefit liability (asset), i.e. net interest expense for the Council - the change during the period in the net defined benefit liability (asset) that arises from the passage of time charged to the Financing and Investment Income line of the Comprehensive Income Statement and Expenditure Statement. This is calculated by applying the discount rate used to measure the defined benefit obligation at the beginning of the period to the net defined benefit liability (asset) at the beginning of the period, taking into account any changes in the net defined benefit liability (asset) during the period as a result of contribution and benefit payments.
- Remeasurements comprising:
  - The return on plan assets - excluding amounts included in net interest on the net defined benefit liability (asset), charged to the Pensions Reserve as Other Comprehensive Income and Expenditure.
  - Actuarial gains and losses – changes in the net pensions liability that arise because events have not coincided with assumptions made at the last actuarial valuation or because the actuaries have updated their assumptions, charged to the Pensions Reserve as Other Income and Expenditure.
  - Contributions paid to the Hertfordshire County Council pension fund – cash paid as employer's contributions to the pension fund in settlement of liabilities; not accounted for as an expense.

In relation to retirement benefits, statutory provisions require the General Fund Balance to be charged with the amount payable by the Council to the pension fund or directly to pensioners in the year, not the amount calculated according to the relevant accounting standards. In the Movement in Reserves Statement, this means that there are appropriations to and from the Pensions Reserve to remove the notional debits and credits for retirement benefits and replace them with debits for the cash paid to the pension fund and pensioners and any amounts payable to the fund but unpaid at the year end. The negative balance that arises on the Pensions Reserve, thereby measures the beneficial impact to the General Fund of being required to account for retirement benefits on the basis of cash flow rather than as benefits are earned by employees.

**Discretionary Benefits:** The Council also has restricted powers to make discretionary awards of retirement benefits in the event of early retirements. Any liabilities estimated to arise as a result of an award to any member of staff are accrued in the year of the decision to make the award and accounted for using the same policies as are applied to the Local Government Pension Scheme.

## 8 Events after the Balance Sheet Date

Events after the Balance Sheet date are those events, both favourable and unfavourable, that occur between the end of the reporting period and the date when the Statement of Accounts is authorised for issue. Two types of events can be identified:

- Those that provide evidence of conditions that existed at the end of the reporting period – the Statement of Accounts is adjusted to reflect such events.
- Those that are indicative of conditions that arose after the reporting period – the Statement of Accounts is not adjusted to reflect such events, but where a category of events would have a material effect, disclosure is made in the notes of the nature of the events and their estimated financial effect.

Events taking place after the date of authorisation for issue are not reflected in the Statement of Accounts.

## 9 Financial Instruments

Financial Instruments comprise Financial Assets and Financial Liabilities.

# Notes to the Core Financial Statements

## Note 38 - Accounting Policies (continued)

### Financial Liabilities

Financial liabilities are recognised on the Balance Sheet when the Council becomes a party to the contractual provisions of a financial instrument and are initially measured at fair value and are carried at their amortised cost. Annual charges to the Financing and Investment Income and Expenditure line in the Comprehensive Income and Expenditure Statement for interest payable are based on the carrying amount of the liability, multiplied by the effective rate of interest for the instrument. The effective rate of interest is the rate that exactly discounts estimated future cash payments over the life of the instrument to the amount at which it was originally recognised.

For the borrowings that the Council has, this means that the amount presented in the Balance Sheet is the outstanding principle repayable (plus accrued interest) and interest charged to the Comprehensive Income and Expenditure Statement is the amount payable for the year according to the loan agreement.

### Financial Assets

Financial assets are classified based on a classification and measurement approach that reflects the business model for holding the financial assets and their cash flow characteristics. There are three main classes of financial assets measured at:

- Amortised cost
- Fair value through profit or loss (FVPL), and
- Fair value through other comprehensive income (FVOCI)

The Council's business model is to hold investments to collect contractual cash flows. Financial assets are therefore classified as amortised cost, except for those whose contractual payments are not solely payments of principal and interest (i.e. where the cash flows do not take the form of a basic debt instrument).

### Financial Assets Measured at Amortised Cost

Financial assets measured at amortised cost are recognised on the Balance Sheet when the Council becomes a party to the contractual provisions of a financial instrument and are initially measured at fair value. They are subsequently measured at their amortised cost. Annual credits to the Financing and Investment Income and Expenditure line in the Comprehensive Income and Expenditure Statement (CIES) for interest receivable are based on the carrying amount of the asset multiplied by the effective rate of interest for the instrument. For most of the financial assets held by the Council, this means that the amount presented in the Balance Sheet is the outstanding principal receivable (plus accrued interest) and interest credited to the Comprehensive Income and Expenditure Statement is the amount receivable for the year in the loan agreement.

However, the Council has made an immaterial loan to a voluntary organisation at less than market rate (soft loan). When soft loans are made, a loss is recorded in the Comprehensive Income and Expenditure Statement (debited to the appropriate service) for the present value of the interest that will be foregone over the life of the instrument, resulting in a lower amortised cost than the outstanding principal.

Interest is credited to the Financing and Investment Income and Expenditure line in the Comprehensive Income and Expenditure Statement at a marginally higher effective rate of interest than the rate receivable from the voluntary organisation, with the difference serving to increase the amortised cost of the loan in the Balance Sheet. Statutory provisions require that the impact the soft loan on the General Fund Balance is the interest receivable for the financial year. The reconciliation of amounts debited and credited to the Comprehensive Income and Expenditure Statement to the net gain required against the General Fund Balance is managed by a transfer to or from the Financial Instruments Adjustment Account in the Movement in Reserves Statement.

Any gains or losses that arise on the derecognition of an asset are credited or debited to the Financing and Investment Income and Expenditure line in the Comprehensive Income and Expenditure Statement.

Gains and losses on the repurchase or early settlement of borrowing are credited and debited to the Financing and Investment Income line in the Comprehensive Income and Expenditure Statement in the year of repurchase or settlement.

### Expected Credit Loss Model

The Council recognises expected credit losses on all of its financial assets held at amortised cost or where relevant FVOCI, either on a 12 month or lifetime basis. The expected credit loss model also applies to lease receivables and contract assets. Only lifetime losses are recognised for trade receivables (debtors) held by the Council.

# Notes to the Core Financial Statements

## Note 38 - Accounting Policies (continued)

Impairment losses are calculated to reflect the expectation that the future cash flows might not take place because the borrower could default on their obligations. Credit risk plays a crucial part in assessing losses. Where risk has increased significantly since an instrument was initially recognised, losses are assessed on a lifetime basis. Where risk is not increased significantly or remains low, losses are assessed on the basis of 12 month expected losses.

### 10 Government Grants and Contributions

Whether paid on account, by instalments or in arrears, Government grants and third party contributions and donations are recognised as due to the Council when there is reasonable assurance that:

- The Council will comply with the conditions attached to the payments; and
- The grants or contributions will be received.

Amounts recognised as due to the Council are not credited in the Comprehensive Income and Expenditure Statement until conditions attached to the grant or contribution have been satisfied. Conditions are stipulations that specify that the future economic benefits are required to be consumed by the Council as specified, or the grant or contribution must be returned to the transferor.

Monies advanced as grants and contributions for which conditions have not been satisfied are carried on the Balance Sheet as creditors. When conditions are satisfied, the grant or contribution is credited to the relevant service line (attributable revenue grants and contributions) or Taxation and Non Specific Grant Income (non ringfenced revenue grants and all capital grants) in the Comprehensive Income and Expenditure Statement.

Where capital grants are credited to the Comprehensive Income and Expenditure Statement, they are reversed out of the General Fund Balance in the Movement in Reserves Statement. When the grant has been used to finance capital expenditure, it is credited to the Capital Adjustment Account. Where the grant is yet to be used, it is credited to the Capital Grants Unapplied Reserve. Amounts in this reserve are transferred to the Capital Adjustment Account once they have been applied to fund capital expenditure.

### Business Improvement Districts

A Business Improvement District (BID) was established in Hoddesdon in January 2018, "Love Hoddesdon BID". The scheme is funded by a Business Improvement District levy paid by non-domestic ratepayers. The Council collects the Business Improvement District levy into a ring fenced account. Love Hoddesdon (a not-for-profit company with governance arrangements and Memorandum and Articles of Association) then invoices the Council for the levy amounts on a regular basis.

### 11 Heritage Assets

The Council's Heritage Assets are not only held at the Lowewood Museum but can also be found across the Borough as sites of cultural interest. The museum's collections of Heritage Assets are held in support of the primary objective of the museum, i.e. increasing the knowledge, understanding and appreciation of the history of the Council and local area. Heritage Assets are recognised and measured (including the treatment of revaluation gains and losses) in accordance with the Council's accounting policies on Property, Plant and Equipment. However, some of the measurement rules are relaxed for Heritage Assets as detailed below. The Council's collections of Heritage Assets are accounted for as follows:

**Ceramics, Porcelain Work and Figurines:** The collection of ceramics, porcelain work and figurines includes carved figurines held at the museum. These items are held on the Balance Sheet at insurance valuation, which is based on market values. These assets are deemed to have an indefinite life; hence the Council does not consider it appropriate to charge depreciation. The collection is relatively static and acquisitions and donations are rare. When they do occur, acquisitions are recognised at cost and donations recognised at a valuation ascertained by the museum's curator in accordance with the Council's policy on ceramics, porcelain works and figurines.

**Art Collection:** The art collection includes oil paintings and portraits, held on the Balance Sheet at insurance valuation, which is based on market values. The assets are deemed to have an indefinite life; hence the Council does not consider it appropriate to charge depreciation. Acquisitions are made by purchase or donation. Acquisitions are recognised at cost and donations are recognised at a valuation ascertained by an external valuer with reference to appropriate commercial markets using up to date information from sales at auction.

**General:** The carrying amounts of Heritage Assets are reviewed where there is evidence of impairment, e.g. where an item has suffered physical deterioration or breakage or where doubt arises to its authenticity. Any impairment is recognised and measured in accordance with the Council's policies on impairment.

# Notes to the Core Financial Statements

## Note 38 - Accounting Policies (continued)

### 12 Intangible Assets

Expenditure on non-cash assets that do not have physical substance but are identifiable and controlled by the Council (e.g. software licences) are capitalised when they will bring benefits to the Council for more than one financial year. Intangible assets are carried at amortised cost. The assets are amortised over their useful life with the charge going to the relevant service line in the Comprehensive Income and Expenditure Statement.

Any gain or loss arising on the disposal of an intangible asset is recorded as Other Operating Expenditure in the Comprehensive Income and Expenditure Statement. Where expenditure on intangible assets qualifies as capital expenditure for statutory purposes, amortisation, impairment losses and disposal gains and losses are not permitted to have an impact on the General Fund Balance. The gains and losses are therefore reversed out of the General Fund Balance in the Movement in Reserves Statement and posted to the Capital Adjustment Account and (for any sale proceeds greater than £10,000) the Capital Receipts Reserve.

### 13 Interests in Companies and Other Entities

The Council has a two wholly owned subsidiaries, Badger BC Investments Ltd, which has the principal activity of acquiring, developing and refurbishing homes and Broxbourne Environmental Services Trading Ltd which provides services including waste and recycling, street cleaning and grounds maintenance. Both Company's accounts are consolidated into the Council's accounts and the consolidated accounts are included in the Council's Statement of Accounts document. In the Council's own single-entity accounts, the interest in Badger BC Investments Ltd and Broxbourne Environmental Services Trading Ltd are recorded as financial assets at cost, less any provision for losses.

In addition, the Council also has an interest in Hertfordshire Building Control Limited, this company is owned equally by eight Hertfordshire authorities.

### 14 Inventories

Inventories are included on the Balance Sheet at the lower of cost and net realisable value.

### 15 Investment Property

Investment properties are those that are used solely to earn rentals or for capital appreciation. The definition is not met if the property is used in any way to facilitate the delivery of services or is held for sale. Investment properties are measured initially at cost and subsequently at fair value, based on the highest and best use value of the asset from the market participant's perspective. Properties are not depreciated but are revalued annually according to market conditions at the year end. Gains and losses on revaluation are posted to the Financing and Investment Income and Expenditure line in the Comprehensive Income and Expenditure Statement. The same treatment is applied to gains and losses on disposal. Rentals received are credited to the Financing and Investment Income line and result in a gain for the General Fund Balance.

However, revaluation and disposal gains and losses are not permitted by statutory arrangements to have an impact on the General Fund Balance. The gains and losses are therefore reversed out of the General Fund Balance in the Movement in Reserves Statement and posted to the Capital Adjustment Account and (for any sales proceeds greater than £10,000) the Capital Receipts Reserve.

**Fair value:** Fair value is the price that would be received to sell an asset or paid to transfer a liability in an orderly transaction between market participants at the measurement date. The fair value measurement assumes that the transaction to sell the asset or transfer the liability takes place either:

- in the principal market for the asset or liability; or
- in the absence of a principal market, in the most advantageous market for the asset or liability.

The Council measures the fair value of an asset or liability using the assumptions that market participants would use when pricing the asset or liability, assuming that market participants act in their economic best interest.

When measuring the fair value of a non-financial asset, the Council takes into account a market participant's ability to generate economic benefits by using the asset in its highest and best use or by selling it to another market participant that would use the asset in its highest and best use.

The Council uses valuation techniques that are appropriate in the circumstances and for which sufficient data is available, maximising the use of relevant observable inputs and minimising the use of unobservable inputs.

Inputs to the valuation techniques in respect of assets and liabilities for which fair value is measured or disclosed in the Council's financial statements are categorised within the fair value hierarchy, as follows:

# Notes to the Core Financial Statements

## Note 38 - Accounting Policies (continued)

Level 1 – quoted prices (unadjusted) in active markets for identical assets or liabilities that the Council can access at the measurement date

Level 2 – inputs other than quoted prices included within Level 1 that are observable for the asset or liability, either directly or indirectly

Level 3 – unobservable inputs for the asset or liability.

### 16 Leases

Leases are classified as finance leases where the terms of the lease transfer substantially all the risks and rewards incidental to ownership of the property, plant or equipment from the lessor to the lessee. All other leases are classified as operating leases.

Where a lease covers both land and buildings, the land and buildings elements are considered separately for classification. Arrangements that do not have the legal status of a lease but convey a right to use an asset in return for payment are accounted for under this policy where fulfilment of the arrangement is dependent on the use of specific assets.

#### The Council as Lessee

The Council only holds operating leases as a lessee.

**Operating Leases:** Rentals paid under operating leases are charged to the Comprehensive Income and Expenditure Statement as an expense of the services benefiting from the use of the leased property, plant or equipment. Charges are made on a straight line basis over the life of the lease even if this does not match the pattern of payments (e.g. there is a rent free period at the commencement of the lease).

#### The Council as Lessor

**Finance Leases:** Where the Council grants a finance lease over a property or an item of plant or equipment, the relevant asset is written out of the Balance Sheet as a disposal. At the commencement of the lease, the carrying amount of the asset in the Balance Sheet (whether property, plant and equipment or assets held for sale) is written off to the Other Operating Expenditure line in the Comprehensive Income and Expenditure Statement as part of the gain or loss on disposal. A gain, representing the Council's net investment in the lease, is credited to the same line in the Comprehensive Income and Expenditure Statement, also as part of the gain or loss on disposal, matched by a lease (long-term debtor) asset in the Balance Sheet.

Lease rentals receivables are apportioned between:

- a charge for the acquisition of the interest in the property - applied to write down the lease debtor (together with any premiums received), and;
- finance income (credited to the Financing and Investment Income and Expenditure line in the Comprehensive Income and Expenditure Statement).

The gain credited to the Comprehensive Income and Expenditure Statement on disposal is not permitted by statute to increase the General Fund balance and is required to be treated as a capital receipt. Where a premium is received, this is posted out of the General Fund Balance to the Capital Receipts Reserve in the Movement in Reserves Statement. Where the amount due in relation to the lease asset is to be settled by the payment of rentals in future financial years, this is posted out of the General Fund Balance to the Deferred Capital Receipts Reserve in the Movement in Reserves Statement. When future rentals are received, the element for the capital receipt for the disposal of the asset is used to write down the lease debtor. At this point, the deferred capital receipts are transferred to the Capital Receipts Reserve. The written off value of disposals is not a charge against council tax, as the cost of non current assets is fully provided for under separate arrangements for the capital financing. Amounts are therefore appropriated to the Capital Adjustment Account from the General Fund Balance in the Movement in Reserves Statement.

**Operating Leases:** Where the Council grants an operating lease over a property or an item of plant or equipment, the asset is retained on the Balance Sheet. Rental income is credited to the Other Operating Expenditure line in the Comprehensive Income and Expenditure Statement. Credits are made on a straight line basis over the life of the lease, even if this does not match the pattern of payments (e.g. there is a premium paid at the commencement of the lease). Initial direct costs incurred in negotiating and arranging the lease are added to the carrying amount of the relevant asset and charged as an expense over the lease term on the same basis as rental income.

# Notes to the Core Financial Statements

## Note 38 - Accounting Policies (continued)

### 17 Overheads and Support Services

The costs of overheads and support services are charged to those services that benefit from the supply or service in accordance with the costing principles of the CIPFA Services Reporting Code of Practice 2020/21 (SeRCOP).

The total absorption costing principle is used – the full cost of overheads and support services are shared between users in proportion to the benefits received.

### 18 Property, Plant and Equipment

Assets that have physical substance and are held for use in the provision of services or for administrative purposes on a continuing basis are classified as Property, Plant and Equipment.

**Recognition:** Expenditure on the acquisition, creation or enhancement of Property, Plant and Equipment is capitalised on an accruals basis, provided that it is probable that the future economic benefits associated with the item will flow to the Council and the services that it provides for more than one financial year. Expenditure that secures but does not extend the previously assessed standard of performance of an asset (e.g. repairs and maintenance) is charged to revenue as it is incurred. The Council has selected a de minimis level of £3,000 below which expenditure is not capitalised.

**Measurement:** Assets are initially measured at cost, comprising all expenditure that is directly attributable to bringing the asset into working condition for its intended use.

Assets are then carried on the Balance Sheet using the following measurement bases:

- Infrastructure and assets under construction – depreciated historical cost.
- All other assets – current value, determined as the amount that would be paid for the asset in its existing use (existing use value – EUV).

Where there is no market-based evidence of current value because of the specialist nature of an asset, depreciated replacement cost (DRC) is used as an estimate of current value.

Assets included on the Balance Sheet at current value are revalued sufficiently regularly to ensure that their carrying amount is not materially different from their current value at the year end, but as a minimum every five years. Increases in valuations are matched by credits to the Revaluation Reserve to recognise unrealised gains. Exceptionally, gains might be credited to the Comprehensive Income and Expenditure Statement where they arise from the reversal of an impairment loss due to market price fluctuations previously charged to a service revenue account.

Where decreases in value are identified, they are accounted for in the following way:

- Where there is a balance of revaluation gains for the asset in the Revaluation Reserve, the carrying amount of the asset is written down against that balance (up to the amount of the accumulated gains).
- Where there is no balance on the Revaluation Reserve or an insufficient balance, the carrying amount of the asset is written down against the relevant service lines in the Comprehensive Income and Expenditure Statement.

The Revaluation Reserve contains only revaluation gains recognised since 1 April 2007, the date of its formal implementation. Gains arising before that date have been consolidated into the Capital Adjustment Account.

**Impairment:** Assets are reviewed at the end of each financial year as to whether there is any indication that an asset may be impaired. Where impairment is identified as part of this review or as a result of a valuation exercise, this is accounted for in the following ways:

- Where there is a balance of revaluation gains for the asset in the Revaluation Reserve, the carrying amount of the asset is written down against that balance (up to the amount of the accumulated gains).
- Where there is no balance in the Revaluation Reserve or an insufficient balance, the carrying amount of the asset is written down against the relevant service line(s) in the Comprehensive Income and Expenditure Statement.

Where an impairment loss is subsequently reversed, the reversal is credited to the relevant service lines in the Comprehensive Income and Expenditure Statement up to the amount of the original loss, adjusted for depreciation that would have been charged if the loss had not been recognised.

**Depreciation:** Depreciation is provided for on all Property, Plant and Equipment with a determinable finite

# Notes to the Core Financial Statements

## Note 38 - Accounting Policies (continued)

life (except for non-depreciable land, certain Community Assets and Assets Under Construction), by allocating the value of the asset on the Balance Sheet over the periods expected to benefit from its use.

Depreciation is calculated on the following basis:

- Dwellings and other buildings – straight line allocation over the useful life of the property as estimated by the valuer.
- Vehicles, plant and equipment – straight line over 3-10 years, as advised by a suitably qualified officer.
- Infrastructure (e.g. footpaths and street furniture) – straight line allocation, up to 5 years.

Where an item of Property, Plant and Equipment has major components the cost of which is significant in relation to the total cost of the item, the components are depreciated separately. Revaluation gains are also depreciated, with an amount equal to the difference between current value depreciation charged on assets and the depreciation that would have been chargeable based on their historical cost being transferred each year from the Revaluation Reserve to the Capital Adjustment Account.

**Disposals and Non Current Assets Held for Sale:** When it becomes probable that the carrying amount of an asset will be recovered principally through a sale transaction rather than through its continuing use, it is reclassified as an Asset Held for Sale. The asset is revalued immediately before reclassification and then carried at the lower of this amount and fair value less costs to sell. Where there is a subsequent decrease to fair value less costs to sell, the loss is posted to the Other Operating Expenditure line in the Comprehensive Income and Expenditure Statement. Gains in fair value are recognised only up to the amount of any previously recognised losses in the Surplus or Deficit in Provision of Services. Depreciation is not charged on Assets Held for Sale.

When an asset is disposed of or decommissioned, the value of the asset on the Balance Sheet (whether Property, Plant and Equipment or Assets Held for Sale) is written off to the Other Operating Expenditure line in the Comprehensive Income and Expenditure Statement as part of the gain or loss on disposal. Receipts from disposals are credited to the same line in the Comprehensive Income and Expenditure Statement also as part of the gain or loss on disposal (i.e. netted off against the carrying value of the asset at the time of disposal). Any revaluation gains accumulated for the asset in the Revaluation Reserve are transferred to the Capital Adjustment Account.

The balance of receipts is required to be credited to the Capital Receipts Reserve, and can then only be used for new capital investment or set aside to reduce the Council's underlying need to borrow (the Capital Financing Requirement). Receipts are appropriated to the reserve from the General Fund Balance in the Movement in Reserves Statement.

The written off value of disposals is not a charge against council tax, as the cost of non current assets is fully provided for under separate arrangements for capital financing. Amounts are appropriated to the Capital Adjustment Account from the General Fund Balance in the Movement in Reserves Statement.

## 19 Provisions, Contingent Liabilities and Contingent Assets

**Provisions:** Provisions are made where an event has taken place that gives the Council a legal or constructive obligation that probably requires settlement by a transfer of economic benefits and a reliable estimate can be made of the amount of the obligation. For instance, the Council may be involved in a court case that could eventually result in the making of a settlement or the payment of compensation. Provisions are charged as an expense to the appropriate service line in the Comprehensive Income and Expenditure Statement in the year that the Council becomes aware of the obligation and are measured at the best estimate of the likely settlement. When payments are eventually made, they are charged to the provision carried on the Balance Sheet. Estimated settlements are reviewed at the end of each financial year – where it becomes more likely than not that a transfer of economic benefits will not now be required (or a lower settlement than anticipated is made), the provision is reversed and credited back to the relevant service. Where some or all of the payment required to settle a provision is expected to be met by another party (e.g. from an insurance claim), this is only recognised as income in the relevant service if it is virtually certain that reimbursement will be received if the obligation is settled.

**Contingent Liabilities:** A contingent liability arises where an event has taken place that gives the Council a possible obligation whose existence will only be confirmed by the occurrence or otherwise of uncertain future events not wholly within the control of the Council. Contingent liabilities also arise in circumstances where a provision would otherwise be made but either it is not probable that an outflow of resources will be required or the amount of the obligation cannot be measured reliably. Contingent liabilities are not recognised on the Balance Sheet but disclosed in a note to the accounts.



# Notes to the Core Financial Statements

## Note 38 - Accounting Policies (continued)

### 20 Reserves

The Council sets aside specific amounts as reserves for future policy purposes or to cover contingencies. Reserves are created by appropriating amounts out of the General Fund Balance. When expenditure to be financed from a reserve is incurred, it is charged to the appropriate service revenue account in that year to be reflected in the Surplus or Deficit on the Provision of Services in the Comprehensive Income and Expenditure Statement. The reserve is then transferred back into the General Fund Balance so that there is no net charge against council tax for the expenditure. Certain reserves are kept to manage the accounting processes for non current assets, financial instruments, employee benefits and retirement benefits and do not represent usable resources for the Council – these reserves are explained in the relevant accounting policies and notes to the accounts.

### 21 Revenue Expenditure Funded from Capital under Statute

Expenditure incurred during the year that may be capitalised under statutory provisions but does not result in the creation of a non current asset has been charged as expenditure to the relevant service in the Comprehensive Income and Expenditure Statement in the year. Where the Council has determined to meet the cost of this expenditure from existing capital resources, a transfer in the Movement in Reserves Statement from the General Fund Balance to the Capital Adjustment Account then reverses out the amounts charged so there is no impact on the level of council tax.

### 22 VAT

VAT payable is included as an expense only to the extent that it is not recoverable from Her Majesty's Revenue and Customs. VAT receivable is excluded from income.

### 23 Group Accounts

The boundary for Group Accounts is determined by the extent of the Council's control or influence over an entity, and the materiality of the relationship to users of the Council's accounts. Group Accounts are prepared in accordance with IFRS3, IFRS10 and with IAS27 and the Code, where required and material.

A subsidiary is an entity which the Council controls through the power to govern its financial and operational activities; where it has exposure or rights to variable returns from its involvement in the entity, and where it has the ability to use its power to influence the level of those returns. Control will normally, but not necessarily, be presumed to exist where the Council is the majority shareholder.

A subsidiary is consolidated into Group Accounts by adding like items of income, expense, assets and liabilities, and eliminating transactions and balances between the entities. The extent of these investments is disclosed in the Statement of Accounts in the Investment in Companies note.

## Note 39 - Critical Judgements in Applying Accounting Policies

In applying the accounting policies set out in note 38, the Council has had to make certain judgements about complex transactions or those involving uncertainty about future events. The critical judgements made in the Statement of Accounts concerns the high degree of uncertainty about future levels of funding for local government. However, the Council has determined that this uncertainty is not yet sufficient to provide an indication that the assets of the Council might be impaired as a result of a need to reduce levels of service provision.

# Notes to the Core Financial Statements

## Note 40 - Prior Period Adjustments

### Background

In 2017, Hertfordshire Building Control (HBC) began participation in the Hertfordshire Pension Fund, assets were allocated to HBC from Hertfordshire County Council (HCC) rather than assets being allocated from each of the seven originating councils, due to human error by the actuary Hyman's Robertson. Therefore, when reporting asset shares since then for HCC these will have been understated and for the seven originating councils will have been overstated, including Broxbourne .

The prior period adjustment allows for the allocation of assets from Broxbourne Borough Council to Hertfordshire Building Control to be correctly included in the net pension liability and pension reserve. Whilst the transfer of HBC took place in 2017, the first IAS19 accounting reports to be affected were those at 31 March 2020, following the 31 March 2019 formal valuation.

The effect that this has had on the Council's balance sheet for 2019/20 can be seen below.

	31 March 2020	31 March 2020 Restated	Difference
	£000	£000	£000
Long Term Creditors	10,636	11,938	1,302
Unusable Reserves	136,132	134,830	(1,302)
CIES – OCI	(13,414)	(12,212)	1,302
MIRS - OCI	17,566	16,264	(1,302)

## Note 41 - Going Concern

The accounts have been prepared in accordance with the Code of Practice on Local Authority Accounting in the United Kingdom 2020/21 (the Code), which is based upon International Financial Reporting Standards (IFRS), as amended for the UK public sector. The accounts have been prepared on the going concern basis.

To ensure that this basis is appropriate for the going concern period to 31 July 2023, the Council have undertaken forecasting of both income and expenditure, the expected impact on reserves and cashflow forecasting.

The most recent year-end balances, as reported in these statements are as follows :

Date	General Fund	Earmarked Reserves
31/03/2021	£6.2m	£28.9m

The expected General Fund and Earmarked Reserve position has a predicted balance of £20.9 million and £5.6 million at 31 March 2024.

The Council's cash flow forecasting and assessment of the adequacy of the liquidity position demonstrates positive cash balances throughout the going concern period, and no expectation of external borrowing other than to support the capital programme which is consistent with plans and normal practice.

The cashflow has forecasted £10.6 million of available cash by the end of July 2023 and £57.7 million of short term borrowing. This short term borrowing will be refinanced during this period.

On this basis, the Council have a reasonable expectation that it will have adequate resources to continue in operational existence throughout the going concern period. Therefore, alongside statutory guidance, the Council will continue to adopt the going concern basis in preparing these financial statements.

# Notes to the Core Financial Statements

This page is intentionally left blank

# Collection Fund Statement

## Collection Fund Income and Expenditure Statement

	Note	2020/21		2019/20	
		Council Tax	Business Rates	Council Tax	Business Rates
		£000	£000	£000	£000
<b>Income</b>					
Income from council tax	2	63,146	-	60,162	-
Income collectable from business ratepayers	3	-	22,252	-	37,385
		<b>63,146</b>	<b>22,252</b>	<b>60,162</b>	<b>37,385</b>
<b>Expenditure</b>					
Precepts and demands					
Hertfordshire County Council		50,129	4,059	47,633	14,182
Hertfordshire Police and Crime Commissioner (council tax only)		7,018	-	6,585	-
Central Government (business rates only)		-	20,294	-	10,130
Borough of Broxbourne	2	4,900	16,235	4,667	16,208
		<b>62,047</b>	<b>40,588</b>	<b>58,885</b>	<b>40,520</b>
Charges to the Collection Fund					
Costs of collection		-	110	-	111
Transitional payment protection payable		-	106	-	668
(Decrease)/increase in bad debt provision		889	749	369	407
Increase/(decrease) in provision for appeals		-	1,536	-	(1,807)
		<b>889</b>	<b>2,501</b>	<b>369</b>	<b>(621)</b>
Distribution of previous years' estimated Collection Fund surplus/(deficit)		1,727	(4,415)	1,716	(1,446)
		<b>64,663</b>	<b>38,674</b>	<b>60,970</b>	<b>38,453</b>
<b>Movement on Fund Balance</b>					
(Surplus)/Deficit for year		1,517	16,422	808	1,068
Balance at 1 April		(1,522)	4,451	(2,330)	3,383
<b>Balance at 31 March</b>		<b>(5)</b>	<b>20,873</b>	<b>(1,522)</b>	<b>4,451</b>

# Notes to the Collection Fund

## Note 1 - General

The Collection Fund is an agent's statement that reflects the statutory obligation for billing authorities to maintain a separate Collection Fund. The statement shows the transactions of the billing authority in relation to the collection from taxpayers and distribution to local authorities and the Government, of council tax and non domestic rates.

## Note 2 - Council Tax

This tax is a property tax and assumes that two adults are resident in the property. Discounts are available where less than two adults reside. Properties are placed into one of eight valuation bands.

The base upon which the council tax collected is calculated is the total number of dwellings in each valuation band (adjusted for dwellings where discounts apply) and converted to an equivalent number of band D dwellings. For 2019/20 the numbers were:

Band	Value	Number of chargeable dwellings	Equivalent number of dwellings at Band D (after adjustments)
	£		
A	up to 40,000	558	308
B	40,001 - 52,000	3,727	2,471
C	52,001 - 68,000	9,459	7,491
D	68,001 - 88,000	14,068	13,135
E	88,001 - 120,000	7,497	8,666
F	120,001 - 160,000	2,806	3,891
G	160,001 - 320,000	2,143	3,449
H	over 320,000	194	377
<b>Total</b>		<b>40,452</b>	<b>39,788</b>
	Adjustment for local Council Tax Support scheme		(3,618)
			<b>36,170</b>
	<b>Tax base (assuming 98% collection rate)</b>		<b>35,447</b>

The Council's own council tax charge was calculated as follows:

	£
Net budget for year	7,632,942
less:	
Retained Business Rates	(2,595,443)
Contribution from the 2017/18 Collection Fund Surplus	(137,363)
<b>Demand from Collection Fund</b>	<b>4,900,136</b>

The figure of £4,900,136 is divided by the tax base to give a band D tax rate of £138.24 (£133.24 for 2019/20). The average overall band D council tax rate for the Borough, which includes the County Council and police charge is £1,750.44 (£1,681.18 for 2019/20).

# Notes to the Collection Fund

## Note 3 - Income from Business Ratepayers

The Council collects non domestic rates for its area which are based on local rateable values multiplied by a uniform rate which for 2020/21 was 51.2p (50.4p for 2019/20).

At the year end the total non domestic rateable value was £93 million for 2,329 properties (2,350 at 31 March 2020).

## Note 4 - Precepts and Demands on the Collection Fund

	2020/21 precept/ demand	Share of 31.03.20 surplus/ (deficit)	2020/21 total	2019/20 total
	£000	£000	£000	£000
<b>Council Tax</b>				
Borough of Broxbourne	4,900	(138)	4,762	4,802
Hertfordshire County Council	50,129	(1,377)	48,752	49,041
Hertfordshire Police	7,018	(212)	6,806	6,758
	<b>62,047</b>	<b>(1,727)</b>	<b>60,320</b>	<b>60,601</b>
<b>Business Rates</b>				
Borough of Broxbourne	16,235	1,642	17,877	15,630
Hertfordshire County Council	4,059	1,185	5,244	14,037
Central Government	20,294	1,588	21,882	9,407
	<b>40,588</b>	<b>4,415</b>	<b>45,003</b>	<b>39,074</b>

# Group Accounts

## Introduction

In order to provide a full picture of the economic and financial activities of the Council, and its exposure to risk, the accounting statements of its subsidiary are consolidated with those of the Council. The resulting Group Accounts are presented in addition to the Council's single entity accounts. They include the core accounting statements, similar in presentation and purpose to the Council's accounts, and any explanatory notes considered necessary to explain material movements from the single entity accounts. Where no notes are given, users of the accounts should refer to the notes in the single entity accounts.

Group accounts have been prepared under the requirements of the Code of Practice on Local Authority Accounting, consolidating any subsidiary over which the Council exercises control or influence. The basis for determining the Group Boundary is as set out in the Council's Accounting policies on page 56.

Badger BC Investments Ltd, is a company formed in November 2013, since then the Council has owned 100% of shares (purchased for a cash consideration of £1) and so it has been consolidated as a subsidiary. There are no minority shareholders and no restrictions on the Council's ability to access or use the assets or settle the liabilities of the group. Badger BC Investments Ltd was created to acquire, develop and refurbish homes to provide rental properties to tenants wishing to live in the private sector, but with the assurance that the accommodation is managed by a responsible landlord.

Broxbourne Environmental Services Trading Ltd, is a company formed in April 2018, since when the Council has owned 100% of shares (purchased for a cash consideration of £1), and so has been consolidated as a subsidiary. There are no minority shareholders, and no restrictions on the Council's ability to access or use the assets or settle the liabilities of the group. Broxbourne Environmental Services Trading Ltd was created to provide waste and recycling collections, cemetery services, and management of parks and open spaces including grounds maintenance, markets, street cleansing and enforcement. The majority of the Company's activities are performed on behalf of the Borough of Broxbourne ("the Council") under a seven-year contract which commenced on 1 April 2019. In addition it provides commercial waste collection services to businesses within the Borough boundary.

## Accounting Policies

Badger BC Investments Ltd and Broxbourne Environmental Services Trading Ltd have prepared the 2020/21 accounts using accounting policies consistent with those applied by the Council and no adjustments have been required to align accounting policies. Both entities have a financial year end of 31 March.

## Group Movement in Reserves Statement

This statement shows the movement in the year on the different reserves held by the Council, analysed into 'usable reserves' (those that can be used to fund expenditure) and other reserves.

	Total Revenue Reserves	Capital Grants Unapplied	Capital Receipts Reserve	Total Usable Reserves	Restated Unusable Reserves	Total Authority Reserves	Company Usable Reserves	Total Reserves
<b>Balance at 31 March 2019</b>	£000	£000	£000	£000	£000	£000	£000	£000
	(21,236)	(771)	(18,830)	(40,836)	(113,284)	(154,120)	(1,205)	(155,323)
<b>Movement in Reserves during 2019/20</b>								
Surplus on provision of services	(6,529)	-	-	(6,529)	-	(6,529)	-	(6,529)
Other comprehensive income	-	-	-	-	(16,264)	(16,264)	67	(17,499)
Tax expenses for Subsidiary Companies	65	-	-	65	-	65	-	65
<b>Total Comprehensive Income and Expenditure</b>	<b>(6,464)</b>	<b>-</b>	<b>-</b>	<b>(6,464)</b>	<b>(16,264)</b>	<b>(22,726)</b>	<b>67</b>	<b>(23,963)</b>
Adjustments between group accounts and authority accounts	(63)	-	-	(63)	-	(63)	63	-
Adjustments between accounting basis and funding basis under regulations	778	54	4,450	5,282	(5,282)	-	-	-
<b>(Increase)/decrease in year</b>	<b>(5,749)</b>	<b>54</b>	<b>4,450</b>	<b>(1,245)</b>	<b>(21,546)</b>	<b>(22,789)</b>	<b>130</b>	<b>(23,963)</b>
<b>Balance at 31 March 2020 carried forward</b>	<b>(26,985)</b>	<b>(717)</b>	<b>(14,379)</b>	<b>(42,081)</b>	<b>(134,831)</b>	<b>(176,911)</b>	<b>(1,075)</b>	<b>(179,288)</b>
<b>Movement in Reserves during 2020/21</b>								
Deficit on provision of services	4135	-	-	4,135	-	4,135	-	4,135
Other comprehensive income	-	-	-	-	7,409	7,409	20	7,429
Tax expenses for Subsidiary Companies	49	-	-	49	-	49	-	49
<b>Total Comprehensive Income and Expenditure</b>	<b>4,184</b>	<b>-</b>	<b>-</b>	<b>4,184</b>	<b>7,409</b>	<b>11,593</b>	<b>20</b>	<b>11,613</b>
Adjustments between group accounts and authority accounts	(159)	-	-	(159)	-	(159)	159	-
Adjustments between accounting basis and funding basis under regulations	(12,109)	(40)	2,333	(9,816)	9,816	-	-	-
<b>(Increase)/decrease in year</b>	<b>(8,084)</b>	<b>(40)</b>	<b>2,333</b>	<b>(5,791)</b>	<b>17,225</b>	<b>11,434</b>	<b>179</b>	<b>11,613</b>
<b>Balance at 31 March 2021 carried forward</b>	<b>(35,069)</b>	<b>(757)</b>	<b>(12,046)</b>	<b>(47,872)</b>	<b>(117,604)</b>	<b>(165,476)</b>	<b>(897)</b>	<b>(166,373)</b>



## Group Comprehensive Income and Expenditure Statement

This statement shows the accounting cost in the year of providing services, in accordance with generally accepted accounting practices, rather than the amount to be funded from taxation. Local authorities raise taxation to cover expenditure in accordance with regulations; this may be difference from the accounting cost. The taxation position is shown in the Movement in Reserves Statement.

	2020/21		2019/20			
	Gross Expenditure	Gross Income	Net Expenditure	Gross Income	Gross Expenditure	Net Expenditure Restated
	£000	£000	£000	£000	£000	£000
Chief Executive	6,784	1,128	5,656	6,915	1,316	5,599
Environmental Services	11,386	5,475	5,911	11,458	5,963	5,495
Finance	39,585	36,365	3,220	40,287	37,558	2,729
Legal Services	167	107	60	291	213	78
Broxbourne Sport and Broxbourne Leisure and Culture	3,526	980	2,546	6,039	5,730	309
<b>Cost of Services</b>	<b>61,448</b>	<b>44,055</b>	<b>17,393</b>	<b>64,990</b>	<b>50,780</b>	<b>14,210</b>
Other Operating Income	649	-	649	23	(29)	(6)
Financing and Investment Income and Expenditure	6,237	(10,448)	(4,211)	3,517	(11,541)	(8,024)
Taxation and Non Specific Grant Income		(9,696)	(9,696)		(12,709)	(12,709)
<b>Surplus on Provision of Services</b>			<b>4,135</b>			<b>(6,529)</b>
Tax expenses for Badger BC Investments Ltd			49			65
<b>Surplus</b>			<b>4,184</b>			<b>(6,464)</b>
Surplus on revaluation of non current			(1,283)			(4,085)
Actuarial losses/(gains) on pension assets/liabilities			8,712			(12,112)
<b>Other Comprehensive Income and Expenditure</b>			<b>7,429</b>			<b>(16,197)</b>
<b>Total Comprehensive Income and Expenditure</b>			<b>11,613</b>			<b>(22,661)</b>

## Group Balance Sheet

The Balance Sheet shows the value as at the Balance Sheet date (31 March 2021) of the assets and liabilities recognised by the Council. The net assets of the Group (assets less liabilities) are matched by the reserves held by the Group.

		31 March 2021	31 March 2020
	Note	£000	Restated £000
Property, Plant and Equipment		68,293	76,143
Heritage Assets		550	550
Investment Property	1	124,746	112,083
Intangible Assets		4,403	3,209
Long Term Debtors		1,982	2,157
<b>Non Current Assets</b>		<b>199,974</b>	<b>194,142</b>
Short Term Investments		22,002	29,574
Assets Held for Sale		7,147	535
Inventories		60	87
Short Term Debtors		32,505	19,860
Cash and Cash Equivalents		26,528	18,359
<b>Current Assets</b>		<b>88,242</b>	<b>68,415</b>
Short Term Creditors		41,235	27,921
Short Term Borrowing		57,804	44,356
<b>Current Liabilities</b>		<b>99,039</b>	<b>72,277</b>
Long Term Creditors and Provisions		22,804	12,294
<b>Non Current Liabilities</b>		<b>22,804</b>	<b>12,294</b>
<b>Net Assets</b>		<b>166,373</b>	<b>177,986</b>
Unusable Reserves		117,604	134,830
Usable Reserves		48,769	43,156
<b>Total Reserves</b>		<b>166,373</b>	<b>177,986</b>

These financial statements have been authorised for issue on 28 July 2022 by the Director of Finance (Chief Finance Officer)



**Sandra Beck FCCA**  
Director of Finance

## Group Cash Flow Statement

This consolidated statement summarises the Council's inflows and outflows of cash and cash equivalents arising from transactions with third parties for revenue and capital purposes.

Transfers between internal funds and accruals of expenditure and income are therefore excluded.

	<b>2020/21</b>	<b>2019/20</b>
	<b>£000</b>	<b>£000</b>
<b>Net Surplus on the Provision of Services</b>	<b>4,135</b>	<b>(6,529)</b>
Adjustments to net surplus on the provision of services for non cash movements	(21,570)	(5,175)
Adjustments for items included in the net deficit on the provision of services that are investing and financing activities	1,735	3,070
Net cash flows from operating activities	(15,700)	(8,634)
Investing activities	9,009	6,334
Financing activities	(1,478)	241
<b>Net Decrease in Cash and Cash Equivalents</b>	<b>(8,169)</b>	<b>(2,059)</b>
<b>Cash and Cash Equivalents at 1 April</b>	<b>18,359</b>	<b>16,300</b>
<b>Cash and Cash Equivalents at 31 March</b>	<b>26,528</b>	<b>18,359</b>

# Notes to the Group Accounts

Notes to the Group Accounts are presented where it is deemed that extra disclosure supporting the Council's notes to the single entity accounts is appropriate. Where notes have not been replicated in the Group Accounts, it is because it is deemed that there is no material change between the Council's single entity notes and Group Accounts.

The single entity accounting policies are also the accounting policies of the Group.

## Note 1 - Investment Property

The following items of income and expenditure have been accounted for in the Financing and Investment Income and Expenditure line in the Comprehensive Income and Expenditure Statement:

	2020/21		2019/20	
	Broxbourne Borough Council	Badger BC Investments Ltd	Total	Total
	£000	£000	£000	£000
Rental income from investment property	9,465	827	<b>10,292</b>	9,141
Direct operating expenses arising from investment property	(3,179)	(104)	<b>(3,283)</b>	(2,482)
<b>Net gain</b>	<b>6,286</b>	<b>723</b>	<b>7,009</b>	<b>6,659</b>

There are no restrictions on the Group's ability to realise the value of its investment property or on the Group's right to receive income from any proceeds of sale. The Group has no contractual obligations to purchase, develop or enhance investment property.

The following table summarises the movement in the fair value of investment property over the year:

	2020/21		2019/20	
	Broxbourne Borough	Badger BC Investments	Total	Total
	£000	£000	£000	£000
Balance at 1 April	100,149	11,985	<b>112,134</b>	105,349
Purchases	13,506	1,459	<b>14,965</b>	4,799
Net gains/(losses) from fair value adjustments	(2,334)	(20)	<b>(2,354)</b>	1,935
<b>Balance at 31 March</b>	<b>111,321</b>	<b>13,424</b>	<b>124,745</b>	<b>112,083</b>

# Notes to the Group Accounts

## Note 2 - Debtors and Creditors

Group Accounts should eliminate the effect of transactions between the Council and Badger BC Investments Ltd and Broxbourne Environmental Services Trading Ltd as its subsidiaries, therefore debtors and creditors between these parties have been excluded.

## Note 3 - Auditors Remuneration

The Group has incurred the following audit fees payable to Ernst and Young LLP relating to external audit services.

	<b>2020/21</b>	<b>2019/20</b>
	<b>£000</b>	<b>£000</b>
Broxbourne Borough Council		
- External Audit Services	55	57
- Certification of Grants and Claims	31	33
Badger BC Investments Ltd	21	20
Broxbourne Environmental Services Trading Ltd	18	19
<b>Net Decrease in Cash and Cash Equivalents</b>	<b>125</b>	<b>129</b>

# Notes to the Group Accounts

## Note 4 - Summary of Financial Position of Subsidiary

Badger BC Investments Ltd has been consolidated in the group accounts as a 100% owned subsidiary. The summary of financial position of the company is shown below:

<b>Statement of Comprehensive Income</b>	<b>2020/21</b>	<b>2019/20</b>
	<b>£000</b>	<b>£000</b>
Turnover	827	672
Cost of Sales	(104)	(29)
<b>Gross profit</b>	<b>723</b>	<b>643</b>
Administrative expenses	(39)	(23)
Other expenses	(140)	(95)
Provision for bad and doubtful debts	(2)	(16)
Amortisation of intangible assets	-	(2)
(Decrease)/increase in fair value of investment properties	(20)	(67)
<b>Operating (loss)/profit</b>	<b>522</b>	<b>440</b>
Interest payable	(461)	(412)
<b>(Loss)/profit on ordinary activities before taxation</b>	<b>61</b>	<b>28</b>
Taxation	(78)	(78)
<b>Loss for the financial period after tax</b>	<b>(17)</b>	<b>(50)</b>
<b>Summary Balance Sheet</b>	<b>31 March 2021</b>	<b>31 March 2020</b>
	<b>£000</b>	<b>£000</b>
<b>Non Current Assets</b>		
Investment properties	13,425	11,985
	<b>13,425</b>	<b>11,985</b>
<b>Current Assets</b>		
Trade debtors	59	68
Amounts owed by group undertakings	12	6
Cash and cash equivalents	506	374
	<b>577</b>	<b>448</b>
<b>Liabilities</b>		
Trade creditors	156	145
Amounts owing to group undertakings	665	499
Long term liabilities	12,043	10,634
<b>Total Liabilities</b>	<b>12,864</b>	<b>11,278</b>
<b>Net Assets</b>	<b>1,138</b>	<b>1,155</b>
<b>Capital and Reserves</b>		
Profit and loss account	1,138	1,155
<b>Total Equity</b>	<b>1,138</b>	<b>1,155</b>

# Notes to the Group Accounts

## Note 4 - Summary of Financial Position of Subsidiary

Broxbourne Environmental Services Trading Ltd has been consolidated in the group accounts as a 100% owned subsidiary. The summary of financial position of the company is shown below:

<b>Statement of Comprehensive Income</b>	<b>2020/21</b>	<b>2019/20</b>
	<b>£000</b>	<b>£000</b>
Turnover	8,605	8,575
Cost of Sales	(6,220)	(6,118)
<b>Gross profit</b>	<b>2,385</b>	<b>2,457</b>
Administrative expenses	(2,524)	(2,522)
Provision for bad and doubtful debts	(52)	(20)
<b>Operating loss</b>	<b>(191)</b>	<b>(85)</b>
Interest receivable	-	1
Interest payable	-	(9)
<b>Loss on ordinary activities before taxation</b>	<b>(191)</b>	<b>(93)</b>
Taxation	29	13
<b>Loss for the financial period after tax</b>	<b>(162)</b>	<b>(80)</b>
<b>Summary Balance Sheet</b>	<b>31 March 2021</b>	<b>31 March 2020</b>
	<b>£000</b>	<b>£000</b>
<b>Non Current Assets</b>		
Property, Plant and Equipment	2,429	3,074
Intangible assets	55	17
	2,484	3,091
<b>Current Assets</b>		
Inventories	19	30
Trade debtors	134	375
Amounts owed by group undertakings	604	985
Cash and cash equivalents	961	2,206
	<b>1,718</b>	<b>3,596</b>
<b>Liabilities</b>		
Trade creditors	987	1,513
Amounts owing to group undertakings	1,526	2,947
Long term liabilities	1,930	2,307
<b>Total Liabilities</b>	<b>4,443</b>	<b>6,767</b>
<b>Net Assets</b>	<b>241</b>	<b>80</b>
<b>Capital and Reserves</b>		
Profit and loss account	241	80
<b>Total Equity</b>	<b>241</b>	<b>80</b>

# Report of the Auditors

## INDEPENDENT AUDITOR'S REPORT TO THE MEMBERS OF BOROUGH OF BROXBOURNE COUNCIL

### Opinion

We have audited the financial statements of Borough of Broxbourne Council for the year ended 31 March 2021 under the Local Audit and Accountability Act 2014. The financial statements comprise the:

- Authority and Group Movement in Reserves Statement,
- Authority and Group Comprehensive Income and Expenditure Statement,
- Authority and Group Balance Sheet,
- Authority and Group Cash Flow Statement,
- the related notes 1 to 41,
- Collection Fund Statement and the related notes 1 to 4,
- Group Accounts notes 1 to 4.

The financial reporting framework that has been applied in their preparation is applicable law and the CIPFA/LASAAC Code of Practice on Local Authority Accounting in the United Kingdom 2020/21.

In our opinion the financial statements:

- give a true and fair view of the financial position of Borough of Broxbourne Council and Group as at 31 March 2021 and of its expenditure and income for the year then ended; and
- have been prepared properly in accordance with the CIPFA/LASAAC Code of Practice on Local Authority Accounting in the United Kingdom 2020/21.

### Basis for opinion

We conducted our audit in accordance with International Standards on Auditing (UK) (ISAs (UK)) and applicable law. Our responsibilities under those standards are further described in the Auditor's responsibilities for the audit of the financial statements section of our report below. We are independent of the Authority and Group in accordance with the ethical requirements that are relevant to our audit of the financial statements in the UK, including the FRC's Ethical Standard and the Comptroller and Auditor General's (C&AG) AGN01, and we have fulfilled our other ethical responsibilities in accordance with these requirements.

We believe that the audit evidence we have obtained is sufficient and appropriate to provide a basis for our opinion.

### Conclusions relating to going concern

In auditing the financial statements, we have concluded that the Director of Finance's use of the going concern basis of accounting in the preparation of the financial statements is appropriate.

Based on the work we have performed, we have not identified any material uncertainties relating to events or conditions that, individually or collectively, may cast significant doubt on the authority's ability to continue as a going concern for a period to the 31 July 2023.

Our responsibilities and the responsibilities of the Director of Finance with respect to going concern are described in the relevant sections of this report. However, because not all future events or conditions can be predicted, this statement is not a guarantee as to the authority's ability to continue as a going concern.

### Other information

The other information comprises the information included in the Statement of Accounts 2020/21, other than the financial statements and our auditor's report thereon. The Director of Finance is responsible for the other information contained within the Statement of Accounts 2020/21.

Our opinion on the financial statements does not cover the other information and, except to the extent otherwise explicitly stated in this report, we do not express any form of assurance conclusion thereon.

Our responsibility is to read the other information and, in doing so, consider whether the other information is materially inconsistent with the financial statements, or our knowledge obtained in the course of the audit or otherwise appears to be materially misstated. If we identify such material inconsistencies or apparent material misstatements, we are required to determine whether there is a material misstatement in the financial statements themselves. If, based on the work we have performed, we conclude that there is a material misstatement of the other information, we are required to report that fact.

We have nothing to report in this regard.



# Report of the Auditors

## Matters on which we report by exception

We report to you if:

- in our opinion the annual governance statement is misleading or inconsistent with other information forthcoming from the audit or our knowledge of the Council;
- we issue a report in the public interest under section 24 of the Local Audit and Accountability Act 2014;
- we make written recommendations to the audited body under Section 24 of the Local Audit and Accountability Act 2014;
- we make an application to the court for a declaration that an item of account is contrary to law under Section 28 of the Local Audit and Accountability Act 2014;
- we issue an advisory notice under Section 29 of the Local Audit and Accountability Act 2014; or
- we make an application for judicial review under Section 31 of the Local Audit and Accountability Act 2014.
- We are not satisfied that the Authority has made proper arrangements for securing economy, efficiency and effectiveness in its use of resources for the year ended March 2021.

We have nothing to report in these respects

## Responsibility of the Director of Finance

As explained more fully in the Statement of Responsibilities set out on page 11, the Director of Finance is responsible for the preparation of the Statement of Accounts, in accordance with proper practices as set out in the CIPFA/LASAAC Code of Practice on Local Authority Accounting in the United Kingdom 2020/21, and for being satisfied that they give a true and fair view and for such internal control as the directors determine is necessary to enable the preparation of financial statements that are free from material misstatement, whether due to fraud or error.

In preparing the financial statements, the Director of Finance is responsible for assessing the Authority's ability to continue as a going concern, disclosing, as applicable, matters related to going concern and using the going concern basis of accounting unless the Authority either intends to cease operations, or have no realistic alternative but to do so.

The Authority is responsible for putting in place proper arrangements to secure economy, efficiency and effectiveness in its use of resources, to ensure proper stewardship and governance, and to review regularly the adequacy and effectiveness of these arrangements.

## Auditor's responsibilities for the audit of the financial statements

Our objectives are to obtain reasonable assurance about whether the financial statements as a whole are free from material misstatement, whether due to fraud or error, and to issue an auditor's report that includes our opinion. Reasonable assurance is a high level of assurance but is not a guarantee that an audit conducted in accordance with ISAs (UK) will always detect a material misstatement when it exists. Misstatements can arise from fraud or error and are considered material if, individually or in the aggregate, they could reasonably be expected to influence the economic decisions of users taken on the basis of these financial statements.

## *Explanation as to what extent the audit was capable of detecting irregularities, including fraud*

Irregularities, including fraud, are instances of non-compliance with laws and regulations. We design procedures in line with our responsibilities, outlined above, to detect irregularities, including fraud. The risk of not detecting a material misstatement due to fraud is higher than the risk of not detecting one resulting from error, as fraud may involve deliberate concealment by, for example, forgery or intentional misrepresentations, or through collusion. The extent to which our procedures are capable of detecting irregularities, including fraud is detailed below. However, the primary responsibility for the prevention and detection of fraud rests with both those charged with governance of the entity and management.

We obtained an understanding of the legal and regulatory frameworks that are applicable to the Council and determined that the most significant are:

- Local Government Act 1972,
- Local Government Finance Act 1988(as amended by the Local Government Finance Act 1992),
- Local Government Act 2003,
- The Local Authorities (Capital Finance and Accounting) (England) regulations 2003 as amended in 2018 and 2020,
- The Local Audit and Accountability Act 2014, and
- The Accounts and Audit Regulations 2015.

# Report of the Auditors

In addition, the Council has to comply with laws and regulations in the areas of anti-bribery and corruption, data protection, employment Legislation, tax Legislation, general power of competence, procurement and health & safety.

- We understood how Borough of Broxbourne Council is complying with those frameworks by understanding the incentive, opportunities and motives for non-compliance, including inquiring of management, head of internal audit, those charged with governance and the monitoring officer and obtaining and reading documentation relating to the procedures in place to identify, evaluate and comply with laws and regulations, and whether they are aware of instances of non-compliance. We corroborated this through our reading of the Council's committee minutes, and through the inspection of other information. Based on this understanding we designed our audit procedures to identify non-compliance with such laws and regulations. Our procedures had a focus on compliance with the accounting framework through obtaining sufficient audit evidence in line with the level of risk identified and with relevant legislation.
- We assessed the susceptibility of the Council's financial statements to material misstatement, including how fraud might occur by understanding the potential incentives and pressures for management to manipulate the financial statements, and performed procedures to understand the areas in which this would most likely arise. Based on our risk assessment procedures, we identified manipulation of reported financial performance (through improper recognition of commercial property revenue), inappropriate capitalisation of revenue expenditure and management override of controls to be our fraud risks.
- To address our fraud risk around the manipulation of reported financial performance through improper recognition of commercial property revenue, we obtained a listing of the Council's rental income from commercial properties, and sample tested the transactions by challenging assumptions and corroborating the income to appropriate evidence.
- To address our fraud risk of inappropriate capitalisation of revenue expenditure we tested the Council's capitalised expenditure to ensure the capitalisation criteria were properly met and the expenditure was genuine.
- To address our fraud risk of management override of controls, we tested specific journal entries identified by applying risk criteria to the entire population of journals. For each journal selected, we tested specific transactions back to source documentation to confirm that the journals were authorised and accounted for appropriately.

A further description of our responsibilities for the audit of the financial statements is located on the Financial Reporting Council's website at <https://www.frc.org.uk/auditorsresponsibilities>. This description forms part of our auditor's report.

## **Scope of the review of arrangements for securing economy, efficiency and effectiveness in the use of resources**

We have undertaken our review in accordance with the Code of Audit Practice, having regard to the guidance on the specified reporting criteria issued by the Comptroller and Auditor General (C&AG) in April 2021, as to whether the Borough of Broxbourne Council had proper arrangements for financial sustainability, governance and improving economy, efficiency and effectiveness. The Comptroller and Auditor General determined these criteria as those necessary for us to consider under the Code of Audit Practice in satisfying ourselves whether the Borough of Broxbourne Council put in place proper arrangements for securing economy, efficiency and effectiveness in its use of resources for the year ended 31 March 2021.

We planned our work in accordance with the Code of Audit Practice. Based on our risk assessment, we undertook such work as we considered necessary to form a view on whether, in all significant respects, the Borough of Broxbourne Council had put in place proper arrangements to secure economy, efficiency and effectiveness in its use of resources.

We are required under Section 20(1)(c) of the Local Audit and Accountability Act 2014 to satisfy ourselves that the Authority has made proper arrangements for securing economy, efficiency and effectiveness in its use of resources.

We are not required to consider, nor have we considered, whether all aspects of the Authority's arrangements for securing economy, efficiency and effectiveness in its use of resources are operating effectively.

# Report of the Auditors

## **Delay in certification of completion of the audit**

We cannot formally conclude the audit and issue an audit certificate until we have completed the work necessary to issue our assurance statement in respect of the Authority's Whole of Government Accounts consolidation pack. We are satisfied that this work does not have a material effect on the financial statements or our work on value for money arrangements.

## **Use of our report**

This report is made solely to the members of Borough of Broxbourne Council, as a body, in accordance with Part 5 of the Local Audit and Accountability Act 2014 and for no other purpose, as set out in paragraph 43 of the Statement of Responsibilities of Auditors and Audited Bodies published by Public Sector Audit Appointments Limited. To the fullest extent permitted by law, we do not accept or assume responsibility to anyone other than the Borough of Broxbourne Council and the Borough of Broxbourne Council's members as a body, for our audit work, for this report, or for the opinions we have formed.

Neil Harris (Key Audit Partner)

Ernst & Young LLP (Local Auditor)

Luton

28 July 2022

*The maintenance and integrity of the Borough of Broxbourne Council web site is the responsibility of the directors; the work carried out by the auditors does not involve consideration of these matters and, accordingly, the auditors accept no responsibility for any changes that may have occurred to the financial statements since they were initially presented on the web site.*

*Legislation in the United Kingdom governing the preparation and dissemination of financial statements may differ from legislation in other jurisdictions.*

# Glossary of Financial Terms

## Accounting Basis

The basis on which the Council's accounts are prepared whereby expenditure and income are reported when they are incurred.

## Accounting Period

The period of time covered by the accounts, normally a period of twelve months, commencing on 1 April for local authority accounts. The end of the accounting period is the balance sheet date.

## Accounting Policies

Those principles, bases, conventions, rules and practices applied by an entity that specify how the effects of transactions and other events are to be reflected in its financial statements through:

- (i) recognising;
- (ii) selecting measurement bases for; and
- (iii) presenting assets, liabilities, gains, losses and changes to reserves.

## Accruals

The concept that income and expenditure are recognised as they are earned or incurred, not as money is received or paid.

## Actuarial Gains and Losses

For a defined benefit pension scheme, the changes in actuarial deficits or surpluses that arise because:

- (i) events have not coincided with the actuarial assumptions made for the last valuation (experience gains and losses); or
- (ii) the actuarial assumptions have changed.

## Accumulated Absences

Holiday entitlements (or any form of leave such as time off in lieu) earned by employees but not taken before the year end which can be carried forward into the following year.

## Appointed Auditors

These are the external auditors appointed by Public Sector Audit Appointments Ltd (PSAA). The Council's current approved auditors are Ernst and Young LLP.

## Approved Institutions

Funds that are not immediately required may be invested but only with third parties meeting the credit rating criteria approved annually as part of the Council's Treasury Management Strategy.

## Arrears

Unpaid, overdue debts.

## Audit of Accounts

An independent examination of the Council's accounts to ensure that the relevant legal obligations, accounting

standards and codes of practice have been followed.

## Balances

The capital or revenue reserves of an authority made up of the accumulated surplus of income over expenditure on the General Fund, etc.

## Capital Expenditure

Expenditure on the acquisition of a non current asset or expenditure which adds to and not merely maintains the value of an existing non current asset.

## Capital Financing

The raising of money to pay for capital expenditure. There are various methods of financing capital expenditure including borrowing, direct revenue financing, usable capital receipts, capital grants, capital contributions and revenue reserves.

## Capital Receipt

The proceeds from the disposal of land and other assets. Proportions of capital receipts can be used to finance new capital expenditure, within rules set down by the Government, but they cannot be used for revenue purposes.

## Cash Equivalents

Cash investments which are held on deposit and are repayable on demand without financial penalty.

## Cash Flow Statement

A statement that summarises the inflows and outflows of cash within the Council's accounts.

## CIPFA

Chartered Institute of Public Finance and Accountancy. The principal accountancy body dealing with local government finance.

## Collection Fund

A separate fund maintained by a billing authority that records the expenditure and income relating to council tax and non domestic rates, including the amounts raised on behalf of and paid over to precepting authorities.

## Code of Practice on Local Authority Accounting (The Code)

The Code of Practice on Local Authority Accounting sets out the arrangements required to be followed in the Statement of Accounts. It constitutes 'proper accounting practice' and is recognised as such by statute.

## Collection Fund Adjustment Account

This account holds the difference between the income (including accruals) held in the Comprehensive Income and Expenditure Statement and the amount required by statutory regulation to be credited to the Collection Fund.

# Glossary of Financial Terms

## Community Assets

Assets that a local authority intends to hold in perpetuity, that have no determinable useful life, and that may have restrictions on their disposal. Examples of community assets are parks and allotments.

## Comprehensive Income and Expenditure Statement

An account which summarises income generated and money spent in the provision of services for which the Council is responsible.

## Consistency

The principle that the accounting treatment of like items within an accounting period and from one period to the next is the same.

## Contingency

A condition which exists at the balance sheet date, where the outcome will be confirmed only on the occurrence or non occurrence of one or more uncertain future events.

## Contingent Asset

A contingent asset is a possible asset arising from past events whose existence will be confirmed only by the occurrence of one or more uncertain events not wholly within the Council's control.

## Contingent Liability

A contingent liability is a possible liability arising from past events whose existence will be confirmed only by the occurrence of one or more uncertain events not wholly within the local authority's control.

## Corporate and Democratic Core

The corporate and democratic core comprises all activities which local authorities engage in specifically because they are elected, multi purpose authorities. The cost of these activities are thus over and above those which would be incurred by a series of independent, single purpose, nominated bodies managing the same services. There is, therefore, no logical basis for apportioning these costs to services. Activities include:

- corporate policy making;
- representing local interests;
- support to elected bodies;
- duties arising from public accountability.

## Council Tax

This is a local tax set by local councils to help pay for local services.

## Creditors

Amounts owed by the Council for goods received or services provided before the end of the accounting period but for which payments have not been made by the end of

that accounting period.

## Current Assets

Assets which can be classified as cash or cash equivalents, assets held primarily for the purposes of trading (e.g. inventories), or any asset which is expected to be realised within the next financial year.

## Current Service Cost (Pensions)

The increase in the present value of a defined benefit pension scheme's liabilities expected to arise from employee service in the current period.

## Deficit

An excess of expenditure over income (or liabilities over assets).

## Debtors

Amounts due to the Council before the end of the accounting period but for which payments have not yet been received by the end of that accounting period.

## Deferred Capital Receipts

Capital receipts to be received by instalments over agreed periods of time.

## Defined Benefit Scheme

A pension or other retirement benefit scheme other than a defined contribution scheme. Usually the scheme rules define the benefits independently of the contributions payable, and the benefits are not directly related to the investments in the scheme. The scheme may be funded or unfunded (including notionally funded).

## Depreciation

The measure of the cost or revalued amount of the benefits of the non current asset that have been consumed during the period.

Consumption includes the wearing out, using up or other reduction in the useful life of a fixed asset whether arising from use, effluxion of time or obsolescence through either changes in technology or demand for the goods and services produced by the asset.

## Earmarked Reserves

These are reserves set aside for a specific purpose or a particular service or type of expenditure.

## Employee Benefits

Entitlements accrued by employees as part of their employment rights, e.g. annual leave (holiday), sick pay and payments as a result of their employment being terminated before normal retirement age.

## Estimation Techniques

The methods adopted by an entity to arrive at estimated monetary amounts, corresponding to the measurement bases selected for assets, liabilities, gains, losses and changes to reserves.

# Glossary of Financial Terms

Estimation techniques implement the measurement aspects of accounting policies. An accounting policy will specify the basis on which an item is to be measured. Where there is uncertainty over the monetary amount corresponding to that basis, the amount will be arrived at by using an estimation technique. Estimation techniques include, for example:

- methods of depreciation, such as straight-line and reducing balance, applied in the context of a particular measurement basis, used to estimate the proportion of the economic benefits of a tangible fixed asset consumed in the period;
- different methods used to estimate the proportion of debts that will not be recovered, particularly where such methods consider a population as a whole rather than individual balances.

## Events After the Balance Sheet Date

Events After the Balance Sheet Date are those events, favourable or unfavourable, that occur between the Balance Sheet date and the date when the Statement of Accounts is authorised for issue.

## Exceptional Items

Material items which derive from events or transactions that fall within the ordinary activities of the authority and which need to be disclosed separately by virtue of their size or incidence to give fair presentation of the accounts.

## Expected Rate of Return on Pension Assets

For a funded defined benefit scheme, the average rate of return, including both income and changes in fair value but net of scheme expenses, expected over the remaining life of the related obligation on the actual assets held by the scheme.

## Extraordinary Items

Material items which derive from events or transactions that fall outside the ordinary activities of the authority and which are therefore expected not to recur frequently or regularly.

## Fair Value

The fair value of an asset is the price at which it could be exchanged in an arm's length transaction less, where applicable, any grants receivable towards the purchase or use of the asset.

## Finance Lease

A lease that transfers substantially all of the risks and rewards of a non current asset to the lessee.

## Financial Instruments

Any document with monetary value. For example, securities such as bonds and stocks which have value and may be traded in exchange for money.

## Financial Reporting Standard (FRS)

Financial Reporting Standards cover particular aspects of

accounting practice and set out the correct accounting treatment, for example, of depreciation. Compliance with these statements is mandatory and any departure from them must be disclosed and explained. The standards originated in the commercial sector and some are not directly relevant to local authority accounts.

## Funding Basis

The basis according to statute on which the Council determines what resources are available to meet capital and revenue expenditure.

## General Fund

The main revenue account of a charging authority. Day to day spending on services is met from the fund.

## Going Concern

The concept that the authority will remain in operational existence for the foreseeable future, in particular that the revenue accounts and Balance Sheet assume no intention to curtail significantly the scale of operations.

## Government Grants

Assistance by government and inter-government agencies and similar bodies, whether local, national or international, towards either revenue or capital expenditure incurred in providing local authority services.

## Gross Carrying Amounts

The amount at which an asset is held in the Council's balance sheet.

## Heritage Asset

An asset which is held solely for its cultural, environmental or historic associations. This encompasses such things as civic regalia, historical buildings and monuments, museum collections and works of art. Any asset which is used for operational purposes would not be classified as a Heritage Asset. So, for example, within this Council, the Lowewood Museum building itself would not be considered a Heritage Asset as its primary use is as the premises for the museum and thus it is an operational asset.

## Housing Benefits

A system of financial assistance to individuals towards certain housing costs, which is administered by local authorities.

Assistance takes the form of rent rebates and rent allowances toward which central government pays a subsidy.

## Impairment

A reduction in the value of a non current asset below its carrying amount on the balance sheet.

## Infrastructure Assets

Examples of infrastructure assets are highways and footpaths.

# Glossary of Financial Terms

## Intangible Assets

An asset that brings benefit for more than one financial year, that does not have physical substance but is identifiable and controlled by the owner (e.g. software licences).

## Interest Cost (Pensions)

For a defined benefit scheme, the expected increase during the period in the present value of the scheme liabilities because the benefits are one period closer to settlement.

## International Financial Reporting Standard (IFRS) also International Accounting Standard (IAS)

International Financial Reporting Standards cover particular aspects of accounting practice, and set out the correct accounting treatment, for example, of depreciation. Compliance with these statements is mandatory and any departure from them must be disclosed and explained. The standards originated in the commercial sector and some are not directly relevant to local authority accounts.

## Inventories

The amount of unused or unconsumed inventories (stock) held in expectation of future use. When use will not arise until a later period, it is appropriate to carry forward the amount to be matched to the use or consumption when it arises. Stocks comprise the following categories:

- Goods or other assets purchased for resale;
- Consumable stores;
- Raw materials and components purchased for incorporation into products for sale;
- Products and services in intermediate stages of completion;
- Long term contract balances; and
- Finished goods.

## Investments

The commitment of funds to purchase financial instruments or other assets in order to gain profitable returns in the form of interest, income or appreciation of the value of the instrument.

## Investment Property

Property which is held solely to earn rentals and/or for capital appreciation but not used for the purpose of service delivery.

## Liabilities

Money owed to somebody else.

## Market value/price

The amount at which an asset could be bought or sold on the open market.

## Member

An elected Councillor.

## Net Book Value

The amount at which non current assets are included in the balance sheet, i.e. their historical cost or current value less the cumulative amounts provided for depreciation.

## Net Current Replacement Cost

The cost of replacing or recreating a particular asset in its existing condition and in its existing use, i.e. the cost of its replacement or of the nearest equivalent asset, adjusted to reflect the current condition of the existing asset.

## Net Realisable Value

The open market value of the asset in its existing use (or open market value in the case of non operational assets), less the expenses to be incurred in realising the asset.

## Non Current Asset

Any asset which is not regarded as a current asset.

## Non Domestic Rates (Business Rates)

These are rates charged on properties other than domestic property. The business rate poundage is set annually by the Government and is a flat rate throughout the country.

## Obligating Event

An event which creates a legal or constructive obligation that results in the Council having no realistic alternative to settling that obligation.

## Officer

An employee of the Council.

## Operating Lease

A lease other than a finance lease.

## Operational Assets

Non current assets held and occupied, used or consumed by a local authority in the direct delivery of those services for which it has either a statutory or discretionary responsibility or for the service or strategic objectives of the authority.

## Precept

The levy made by one authority on another. Hertfordshire County Council and Hertfordshire Police (Hertfordshire Police and Crime Commissioner) who do not administer the council tax system each levy an amount on the Borough of Broxbourne which collects the required income from local taxpayers on their behalf.

## Prior Period Adjustments

Those material adjustments applicable to prior years arising from changes in accounting policies or from the correction of fundamental errors. A fundamental error is one that is of such significance as to destroy the validity of the financial statements. They do not include normal recurring corrections or adjustments of accounting estimates made in prior years.

## Property Plant and Equipment

Assets that have physical substance and are held for use

# Glossary of Financial Terms

in the provision of services.

## Provisions

Provisions are sums set aside to meet any liabilities or losses which are likely to be incurred in the future but where there is uncertainty as to the amounts or dates on which they will arise.

## Prudence

The concept that revenue is not anticipated but is recognised only when realised in the form either of cash or of other assets, the ultimate cash realisation of which can be assessed with reasonable certainty.

## Prudential Code

The Prudential Code, introduced in April 2004, sets out the arrangements for capital finance in local authorities. It constitutes 'proper accounting practice' and is recognised as such by statute.

## Related Parties

Two or more parties are related parties when at any time during the financial period:

- one party has direct or indirect control of the other party; or
- the parties are subject to common control from the same source; or
- one party has the ability to exercise significant influence over the financial and operational policies of the other party to an extent that the other party might be inhibited from pursuing at all times its own separate interests; or
- the parties, in entering a transaction, are subject to influence from the same source to such an extent that one of the parties to the transaction has subordinated its own separate interests.

Examples of related parties of an authority include:

- central government;
- local authorities and other bodies precepting or levying demands on the council tax;
- its subsidiary and associated companies;
- its joint ventures and joint venture partners;
- its members;
- its chief officers; and
- its pension fund.

## Related Party Transaction

A related party transaction is the transfer of assets or liabilities or the performance of services by, to or for a related party irrespective of whether a charge is made.

## Remuneration

All sums paid to or receivable by an employee and sums

due by way of expenses allowances (as far as those sums are chargeable to UK income tax) and the money value of all benefits received other than in cash. Pension contributions payable by the employer are excluded.

## Reserves

Amounts set aside to meet general items of future expenditure, without being earmarked for any particular service or project.

## Retirement Benefits

All forms of consideration given by an employer in exchange for services rendered by employees that are payable after the completion of employment.

## Revaluation Reserve

An account containing any unrecognised gains or losses arising from the revaluation of non current assets held by the Council. When assets are sold, the gain or loss on sale will be recognised in the Comprehensive Income and Expenditure Statement once all previous entries relating to unrecognised gains or losses have been removed from the accounts.

## Revenue Contributions to Capital Outlay

The financing of capital expenditure directly from revenue.

## Revenue Expenditure

The day to day running costs an authority incurs in providing services.

## Revenue Expenditure Funded from Capital Under Statute

Expenditure incurred during the year that may be capitalised under statutory provisions but does not result in the creation of a non current asset.

## Revenue Support Grant

A grant paid by the Government to councils, contributing towards the costs of their services.

## Scheme Liabilities

The liabilities of a defined benefit scheme for outgoings due after the valuation date. Scheme liabilities measured using the projected unit method reflect the benefits that the employer is committed to provide for service up to the valuation date.

## SeRCOP

Service Reporting Code of Practice (SeRCOP) is CIPFA's accounting recommendations for local authorities that legally constitute proper accounting practice, below the statement of accounts level.

## Service Organisation (SO)

A separate trading unit which operates in a competitive environment and which consists of people directly employed by the authority.



# Glossary of Financial Terms

## **Subsidiary**

A company that is more than 50% controlled by another company or entity. The Council has two wholly owned subsidiaries - Badger BC Investments Ltd and Broxbourne Environmental Services Trading Ltd.

## **Surplus**

An excess of income over expenditure (or assets over liabilities).

## **Total Cost**

The total cost of a service or activity includes all costs which relate to the provision of the service or to the undertaking of the activity.

## **Trading Operation**

Services operating on a "trading" basis which are financed by charges made to recipients of the services.

## **Useful Life**

The period over which the authority will derive benefits from the use of a non current asset.



Broxbourne Borough Council

Borough Offices

Bishops' College

Churchgate

Cheshunt

Herts EN8 9XQ

Phone: 01992 785555

E-mail: [finance@broxbourne.gov.uk](mailto:finance@broxbourne.gov.uk)

[www.broxbourne.gov.uk](http://www.broxbourne.gov.uk)